

Instructions

on importing and exporting data in Raiffeisen Business Online System

(the document is effective since 01.07.2023)



Raiffeisen Business Online support service

(Mon-Fri 8:00-22:00, Sat-Sun 8:00-20:00)

clientbank.support@raiffeisen.ua

0 800 505 770

0 800 400 470

+ 38 (044) 495 41 40

(in Kyiv and from abroad)

Calls from abroad

+38 (044) 230 99 98

(acc. to tariffs of provider)

raif@phone.aval.ua

(free Skype calls)

Support service for foreign currency transactions

(Mon-Fri 9:00-18:00)

0 800 400 425

0 800 500 025

+38 (044) 299 10 99

(in Kyiv and from abroad)

Ukraine, 01011, 4a Generala Almazova St., Kyiv, Ukraine <https://raiffeisen.ua/>

Contents:

1. Import of payments in UAH

- 1.1. Import of payment orders in national currency
- 1.2. File requirements for importing in IBIS (CP-866)
- 1.3. File requirements for importing in iBank (CP-1251)
- 1.4. File requirements for importing in XML
 - 1.4.1. File requirements for importing in XML (1)
 - 1.4.2. File requirements for importing in XML (2)
- 1.5. File requirements for importing in CSV
- 1.6. File requirements for importing in DBF

2. Import of directories

- 2.1. Import of the directory of correspondents
- 2.2. File requirements for importing in iBank2UA (CP-1251)
- 2.3. File requirements for importing in XML
- 2.4. File requirements for importing in CSV

3. Export of documents

- 3.1. Export of statements
- 3.2. Structure of the export file in DBF
- 3.3. Structure of the export file in BM RS
- 3.4. Structure of the export file in the Bank-Customer format
- 3.5. Structure of the export file in CSV

4. Import of SWIFT payments

- 4.1. Import of foreign currency payments
- 4.2. File requirements for importing in TXT
- 4.3. File requirements for importing in CSV
- 4.4. File requirements for importing in XML

5. Import of currency documents on purchase, sale, exchange of foreign currency

- 5.1. Import of currency documents
- 5.2. File requirements for importing in TXT
- 5.3. File requirements for importing in XML
- 5.4. File requirements for importing in CSV

1. Import of payments in UAH

In Raiffeisen Business Online System, the user can import documents such as payment instructions in national currency. You can import files in the following formats:

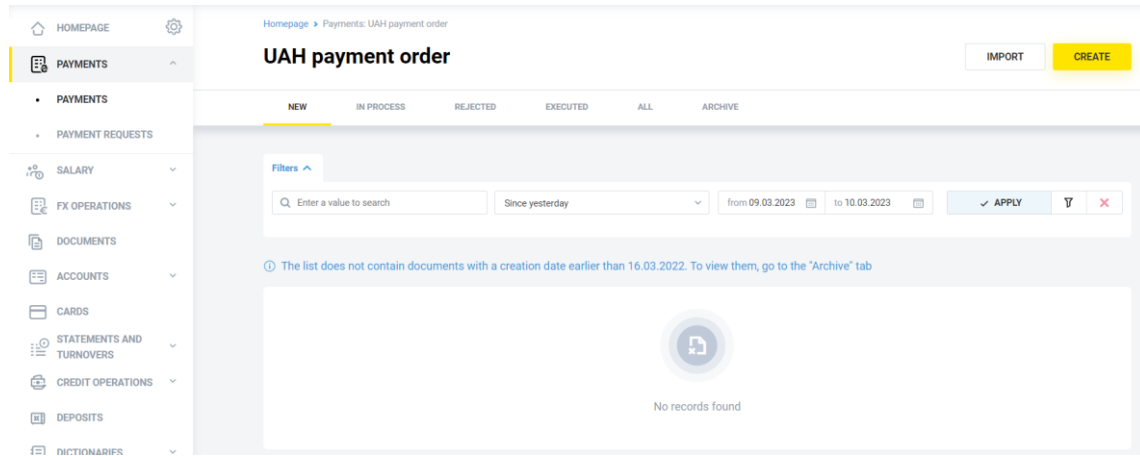
- IBIS (CP-866);
- iBank2UA (CP-1251);
- XML (1, 2);
- CSV;
- Profix (DBF).

Requirements to the file structure depending on the format are described in subclauses 1.2.-1.6.

1.1. Import of payment instructions in national currency

To import payment instructions, go to the menu section "Payments" - > "Payments" and press

IMPORT

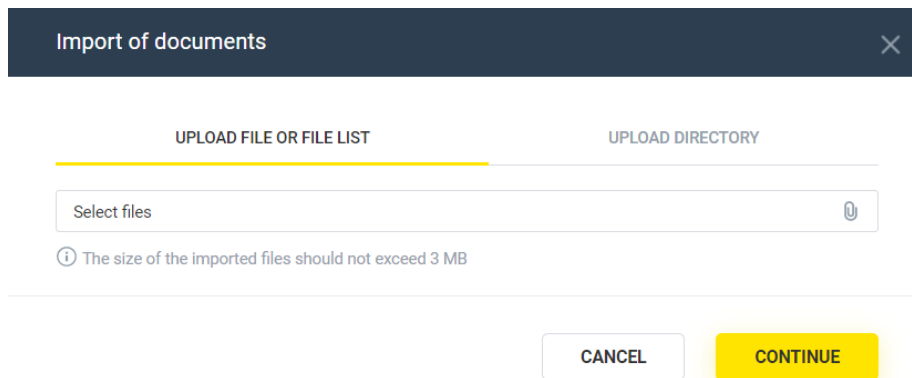


In the form that opens, you can import documents:

- By importing a single file or several files from a directory;
- By importing a directory that can contain several files.


To cancel the import of documents, press

CANCEL



To import, select the tab:

- "Upload file or list of files", or
- "Upload a directory",

press the button  and select the required file/several files from the directory or directory with files, press the button **CONTINUE**. The System will perform the process of reading and checking for compliance with the format and structure of each file, as well as validating each individual document in the file.

Based on the results of file processing, the System will generate a report with the import results, which will indicate the number of successfully imported files and the number of files containing an error.

To view the details of the report on the import results of each individual document in the file, expand the list


on the form or download the report to your device by pressing

DOWNLOAD

The following file import statuses are possible:

- **Import completed successfully** – the file structure meets the requirements (see 1.2. -1.6.), all documents in the file were validated without errors;
- **Import completed partially** – the file structure meets the requirements (see 1.2. -1.6.), with at least one document in the file being validated without errors and at least one with an error;
- **Import failed** – the file structure meets the requirements (see 1.2. - 1.6.), all documents in the file have been validated with an error;
- **File skipped** – the file structure does not meet the requirements (see 1.2. - 1.6.).

Import of documents
✕



Import of documents completed

A report was generated. You can download it, or see the details by expanding the list.

Successfully 0 Files
 Partly 1 File
 With an error 0 Files
 Missed 0 Files

IMPORT REPORT

^ ImportReport100320231311 ↓ DOWNLOAD

^ Test import iBank2_RBO.txt (1 from 2) Import partially completed

Payment order №118 1 100 022,35 UAH
Successfully

^ Payment order № - 1 100 022,35 UAH Unsuccessfully

Date

The document date can't be less than 08.02.2023

DONE

To complete, press  or DONE.

As a result, for all documents of the imported file or files, or for all files of the imported directory, with the import status "Successful", payment instructions in the status "New" will be created in the System.

1.2. File requirements for importing in IBIS (CP-866)

Files for importing payment instructions in IBIS format are text files with any extension in CP-866 encoding. These files must meet the following requirements:

- The file name must be in the format RddNNNN, where
 - R(r) – the Latin letter "R" or "r",
 - dd – date of creation of the document (values from 01 to 31 inclusive). The date of creation may not coincide with the date specified in the file name,
 - NNNN – any sequence of digits from 4 to 10 characters inclusive. It is required in the name;
- One file may contain several payment instructions. Each subsequent document must follow the specified structure and start on a new line;
- Each line must consist of fields separated by a "." character (ASCII-code 250);
- Each parameter has a specific sequence number in the structure used in the format description. The numbering starts with "0" - the serial number of the service field;
- Optional fields may be left blank. In this case, the parameter separator remains in the structure, then two or more separators will follow in a row in the line (exception: if parameters 18 and 19 are absent at the same time, the separators of these parameters may also be absent).

An example of an import file with three payment instructions in UAH is shown below:

```
0•1•33•20230120•••UA2130033500000260012345678•UA21300335000002600987654321•1035•0• "Name of the
company" LLC •Payment according to agreement No. 345••••20320320••••
0•1•35•20230120•••UA2130033500000260012345678•UA21300335000002600987654321•1035•0• Individual
entrepreneur Ivanov I. I. •Payment according to agreement No. 346••••0000000000•••CM223344•
0•1•36•20230120••• UA2130033500000260012345678• UA21300335000002600987654321•11570•0•Mamoza LLC
•Payment for the services ••••123456789•••Nezalezhnosti Str. •777•01000•apt. 777•Kyiv•Shevchenkivskyi district
•Kyiv region•804••
```

The requirements for the structure of the file in the Bank-Customer format are as follows:

№	Field name	Type	Obligat ory	Length	Field content
0	Service field	Numeric	Yes	1	Always takes the value "0"

№	Field name	Type	Obligatory	Length	Field content
1	Payment instruction type	Numeric	Yes	Up to 2	For hryvnia payment instruction always takes the value "1"
2	Payment instruction number	Text	No	Up to 10	Payment instruction number
3	Payment instruction date	Numeric	No	8	Date in the format YYYYMMDD Valid dates in the range from "current date" to "current date - 30 days" inclusive
4	MFO of the payer's bank	Numeric	No	6	The parameter is required if the payer's account is in the format of an analytical account The parameter is not required if the payer's account is in IBAN format
5	MFO of the recipient's bank	Numeric	No	6	The parameter is required if the recipient's account is in the format of an analytical account The parameter is not required if the recipient's account is in IBAN format
6	Payer's account number	Text	Yes	5-14, 29	The parameter contains from 5 to 14 characters if the payer's account is in the format of an analytical account The parameter contains from 29 characters if the payer's account is in IBAN format
7	Recipient's account number	Text	Yes	5-14, 29	The parameter contains from 5 to 14 characters if the recipient's account is in the format of an analytical account The parameter contains from 29 characters if the recipient's account is in IBAN format
8	Payment amount	Numeric	Yes	Up to 12	Payment amount in kopecks
9	Symbol of the cash transaction	Numeric	No	1	Always takes the value "0"
10	Recipient's name	Text	Yes	Up to 40	Recipient's name
11	Purpose of the payment	Text	No**	Up to 420	Purpose of the payment, not mandatory. Shall be ignored, if the structure for the budgetary purpose is specified, fields 28-32
12	Value date	Numeric	No	8	Date in the format YYYYMMDD
13	Acceptance type code	Numeric	No	1	Accepts the value "1", "2" or "3". The value is ignored
14	Payment code	Numeric	No	3	The value is ignored
15	Sign of transfer	Numeric	No	1	The value is ignored
16	Recipient's EDRPOU code	Numeric	Yes	8-10	Recipient's EDRPOU code or TIN
17	Currency code	Numeric	No	3	Digital code of the currency
18	Recipient's country code	Numeric	No	3	Digital code of the recipient's country. Strictly a 3-digit number Optional.
19	Recipient's street	Text	No	Up to 70	Street (avenue, alley etc.) of the recipient's location. Optional, if the recipient's EDRPOU code consists of any 9 numbers . For other EDRPOU values the filed shall be ignored and shall not be filled in.

№	Field name	Type	Obligatory	Length	Field content
20	Recipient's house number	Text	No *	Up to 16	Number of the building of the recipient's location. Mandatory, if the recipient's EDRPOU code consists of any 9 numbers . For other EDRPOU values the filed shall be ignored and shall not be filled in.
21	Recipient's postal code	Text	No	Up to 16	Postal code of the recipient's location. Optional, if the recipient's EDRPOU code consists of any 9 numbers . For other EDRPOU values the filed shall be ignored and shall not be filled in.
22	Recipient's apartment number	Text	No	Up to 70	Number of the apartment or office of the recipient's location. Optional, if the recipient's EDRPOU code consists of any 9 numbers . For other EDRPOU values the filed shall be ignored and shall not be filled in.
23	Recipient's settlement	Text	No *	Up to 35	Settlement (city, village etc.) of the recipient's location. Mandatory, if the recipient's EDRPOU code consists of any 9 numbers . For other EDRPOU values the filed shall be ignored and shall not be filled in.
24	Recipient's district	Text	No	Up to 35	District of the recipient's location. Optional, if the recipient's EDRPOU code consists of any 9 numbers . For other EDRPOU values the filed shall be ignored and shall not be filled in.
25	Recipient's region	Text	No	Up to 35	Region of the recipient's location. Optional, if the recipient's EDRPOU code consists of any 9 numbers . For other EDRPOU values the filed shall be ignored and shall not be filled in.
26	Recipient's country	Numeric	No*	3	Digital code of the recipient's country. Mandatory, if the recipient's EDRPOU code consists of any 9 numbers . For other EDRPOU values the filed shall be ignored and shall not be filled in.
27	Document of a citizen of Ukraine	Text	No	8 or 12	Document of a citizen of Ukraine confirming the identity of the recipient, for persons who have refused to have a TIN When using a passport, 8 characters are filled in, in the format SSNNNNNN, where SS is the passport series, and NNNNNN is the passport number. When using a passport in the form of an ID card, the ID card number (up to 12 characters) is filled in The parameter is required if the recipient's EDRPOU/TIN is "0000000000"
28	Code of the type of payment	Text	No	Up to 6	Code of the type of payment. Mandatory only for the template "Payment to the budget to budgetary/non-budgetary/single/deposit accounts (with the indication of the code of the type of payment)"
29	Additional information on the record	Text	No	Up to 140	Additional information on the record. Mandatory for any template of the payment to the budget. Shall be specified in any form. Note: entered symbols shall be checked in terms of validity – the implementation complies with the current verifications for the field "Purpose of payment"
30	Code of budget income	Text	No	Up to 8	Code of classification of the budget income. Mandatory only for the template "Payment to the budget for the lease of the state property"

Nº	Field name	Type	Obligatory	Length	Field content
31	Number of the account for the funds crediting	Text	No	29	Budgetary/non-budgetary account. Mandatory only for the template "Payment to the budget to the single account" (without the indication of the code of the type of payment" with the indication of the purpose of funds transfer. The number of the account in IBAN format shall be specified. For other templates this field shall be ignored.
32	Information on the tax notification	Text	No	Up to 140	Information on the tax notification (decision). Not mandatory. The field can be filled in only for the template "Payment to the budget to the single account" with the indication of the purpose of funds transfer. Shall be specified in any form. For other templates this field shall be ignored. Note: entered symbols shall be checked in terms of validity – the implementation complies with the current verifications for the field "Purpose of payment"

* Mandatory, if the recipient's EDRPOU code consists of any 9 numbers.

** Purpose of the payment, not mandatory. Shall be ignored, if the structure for the budgetary purpose is specified.

1.3. File requirements for importing in iBank (CP-1251)

Files for importing payment instructions in iBank2UA (CP-1251) format – text files with any extension in CP-1251 encoding. These files must meet the following requirements:

- One file may contain both one and several payment instructions separated by a blank line;
- Regardless of the number of documents in the file, the Content-Type=doc/ua_payment line must be present before the first record, followed by an empty line;
- Each line must consist of fields separated by a new line;
- Optional fields may be left blank:
 - the value and header of the field are absent,
 - the field title is present, but there is no value.

An example of an import file with two payment instructions in UAH is shown below:

```
Content-Type=doc/ua_payment

DATE_DOC=26.09.2019
NUM_DOC=33
AMOUNT=10.35
CLN_NAME="Company name" LLC
CLN_OKPO=33344455
CLN_ACCOUNT=UA213003350000026002548523698
CLN_BANK_NAME=
CLN_BANK_MFO=
CLN_COUNTRY_CODE=
RCPT_NAME="Company name" LLC
RCPT_OKPO=20320320
RCPT_ACCOUNT=UA213003350000026002548523689
RCPT_BANK_NAME=
RCPT_BANK_MFO=
RCPT_COUNTRY_CODE=
RCPT_PASSP_SER=
RCPT_PASSP_NUM=
PAYMENT_DETAILS= Payment according to agreement №345
VALUE_DATE=
RCPT_STREET=
RCPT_HOUSE_NUMBER=
```

RCPT_POSTCODE=
 RCPT_OFFICE_NUMBER=
 RCPT_CITY=
 RCPT_DISTRICT=
 RCPT_REGION=
 RCPT_COUNTRY_LOCATION=
 BP_TAXCODE=
 BP_ADD_INFO=
 BP_INCOME_CODE=
 BP_ACCOUNT=
 BP_TAXMSG=

DATE_DOC=26.09.2019
 NUM_DOC=35
 AMOUNT=10.00
 CLN_NAME="Company name" LLC
 CLN_OKPO=33344455
 CLN_ACCOUNT=UA213003350000026002548523698
 RCPT_NAME= Individual entrepreneur Ivanov I.I.
 RCPT_OKPO=0000000000
 RCPT_ACCOUNT=UA213003350000026002548523697
 RCPT_PASSP_SER=CM
 RCPT_PASSP_NUM=223344
 PAYMENT_DETAILS= Payment according to agreement №346
 BP_TAXCODE=
 BP_ADD_INFO=
 BP_INCOME_CODE=
 BP_ACCOUNT=
 BP_TAXMSG=

The requirements for the structure of the file in the iBank2UA (CP-1251) format are as follows:

Nº	Field name	Type	Obligatory	Length	Field content
1	DATE_DOC	Numeric	No	10	Payment document date in the format DD.MM.YYYY Valid dates in the range from "current date" to "current date - 30 days" inclusive
2	NUM_DOC	Text	No	Up to 10	Payment document number
3	AMOUNT	Numeric	Yes	Up to 12	Amount of the document The parameter contains 10 characters before the separator and 2 characters after. The separator between the integer and fractional parts is "."
4	CLN_NAME	Text	No	Up to 40	Name of the payer
5	CLN_OKPO	Numeric	Yes	8-10	Payer's EDRPOU code or TIN
6	CLN_ACCOUNT	Text	Yes	5-14, 29	Payer's account number The parameter contains from 5 to 14 characters if the payer's account is in the format of an analytical account The parameter contains from 29 characters if the payer's account is in IBAN format
7	CLN_BANK_NAME	Text	No	Up to 40	Name of the payer's bank

№	Field name	Type	Obligatory	Length	Field content
8	CLN_BANK_MFO	Numeric	No	6	MFO of the payer's bank The parameter is required if the payer's account is in the format of an analytical account The parameter is not required if the payer's account is in IBAN format
9	CLN_COUNTRY_CODE	Text	No	3	Digital code of the payer's country
10	RCPT_NAME	Text	Yes	Up to 40	Name of the recipient
11	RCPT_OKPO	Numeric	Yes	8-10	Recipient's EDRPOU code or TIN
12	RCPT_ACCOUNT	Text	Yes	5-14, 29	Recipient's account number The parameter contains from 5 to 14 characters if the recipient's account is in the format of an analytical account The parameter contains from 29 characters if the recipient's account is in IBAN format
13	RCPT_BANK_NAME	Text	No	Up to 40	Name of the recipient's bank
14	RCPT_BANK_MFO	Numeric	No	6	MFO of the recipient's bank The parameter is required if the recipient's account is in the format of an analytical account The parameter is not required if the recipient's account is in IBAN format
15	RCPT_COUNTRY_CODE	Text	No	3	Digital code of the recipient's country. Strictly a 3-digit number Optional
16	RCPT_PASSP_SER	Text	No	2	Series of the document of a citizen of Ukraine confirming the identity of the recipient, for persons who have refused to have a TIN. The parameter is required if the recipient's TIN code is "0000000000". In case of using a passport in the form of an ID-card – not filled in
17	RCPT_PASSP_NUM	Text	No	6 or 12	Number of the document of a citizen of Ukraine confirming the identity of the recipient, for persons who have refused to have a TIN. When using a passport, 6 characters are filled in. If a personal identification card is used, the number of the identification card up to 12 characters is filled in The parameter is required if the recipient's TIN code is "0000000000". If a passport in the form of an ID card is used, it is not filled in
18	PAYMENT_DETAILS	Text	No**	Up to 420	Purpose of the payment, not mandatory. Shall be ignored, if the structure for the budgetary purpose is specified, fields 28-32
19	VALUE_DATE	Numeric	No	10	Value date in the format DD.MM.YYYY

№	Field name	Type	Obligatory	Length	Field content
20	RCPT_STREET	Text	No	70	Street (avenue, alley etc.) of the recipient's location. Optional, if the recipient's EDRPOU code consists of any 9 numbers . For other EDRPOU values the filed shall be ignored and shall not be filled in.
21	RCPT_HOUSE_NUMBER	Text	No *	16	Number of the building of the recipient's location. Mandatory, if the recipient's EDRPOU code consists of any 9 numbers . For other EDRPOU values the filed shall be ignored and shall not be filled in.
22	RCPT_POSTCODE	Text	No	16	Postal code of the recipient's location. Optional, if the recipient's EDRPOU code consists of any 9 numbers . For other EDRPOU values the filed shall be ignored and shall not be filled in.
23	RCPT_OFFICE_NUMBER	Text	No	70	Number of the apartment or office of the recipient's location. Optional, if the recipient's EDRPOU code consists of any 9 numbers . For other EDRPOU values the filed shall be ignored and shall not be filled in.
24	RCPT_CITY	Text	No *	35	Settlement (city, village etc.) of the recipient's location. Mandatory, if the recipient's EDRPOU code consists of any 9 numbers . For other EDRPOU values the filed shall be ignored and shall not be filled in.
25	RCPT_DISTRICT	Text	No	35	District of the recipient's location. Optional, if the recipient's EDRPOU code consists of any 9 numbers . For other EDRPOU values the filed shall be ignored and shall not be filled in.
26	RCPT_REGION	Text	No	35	Region of the recipient's location. Optional, if the recipient's EDRPOU code consists of any 9 numbers . For other EDRPOU values the filed shall be ignored and shall not be filled in.
27	RCPT_COUNTRY_LOCATION	Text	No *	3	Digital code of the recipient's country. Strictly a 3-digit number. Mandatory, if the recipient's EDRPOU code consists of any 9 numbers . For other EDRPOU values the filed shall be ignored and shall not be filled in.
28	Code of the type of payment	Text	No	6	Code of the type of payment. Mandatory only for the template "Payment to the budget to budgetary/non-budgetary/single/deposit accounts (with the indication of the code of the type of payment)"
29	Additional information on the record	Text	No	140	Additional information on the record. Mandatory for any template of the payment to the budget. Shall be specified in any form. Note: entered symbols shall be checked in terms of validity – the implementation complies with the current

№	Field name	Type	Obligatory	Length	Field content
					verifications for the field "Purpose of payment"
30	Code of budget income	Text	No	8	Code of classification of the budget income. Mandatory only for the template "Payment to the budget for the lease of the state property"
31	Number of the account for the funds crediting	Text	No	29	Budgetary/non-budgetary account. Mandatory only for the template "Payment to the budget to the single account" (without the indication of the code of the type of payment" with the indication of the purpose of funds transfer. The number of the account in IBAN format shall be specified. For other templates this field shall be ignored.
32	Information on the tax notification	Text	No	140	Information on the tax notification (decision). Not mandatory. The field can be filled in only for the template "Payment to the budget to the single account" with the indication of the purpose of funds transfer. Shall be specified in any form. For other templates this field shall be ignored. Note: entered symbols shall be checked in terms of validity – the implementation complies with the current verifications for the field "Purpose of payment"

* **Mandatory, if the recipient's EDRPOU code consists of any 9 numbers.**

** **Purpose of the payment, not mandatory. Shall be ignored, if the structure for the budgetary purpose is specified.**

1.4. File requirements for importing in XML

1.4.1. File requirements for importing in XML (1)

Files for importing payment instructions in XML format – text files with the *.xml extension in any encoding. These files must meet the following requirements:

- One file may contain several payment instructions separated by the following tags:
 - <Payment_info> - tag to indicate the beginning of the document,
 - </Payment_info> - tag to indicate the end of the document;
- Information about the encoding should be contained in the declaration of the xml file;
- Fields must be separated according to the rules of XML file formation;
- Optional fields may be left blank:
 - the value and header of the field are missing,
 - the field header is present, but there is no value.

Example 1 of an import file with a hryvnia payment instruction is shown below:

```
<?xml version = "1.0 "encoding = "UTF-8"?>

<Datapacket Version="2.0">

<Payment_info Date_doc="26.09.2019" Num_doc="33" Amount="10.35" Cln_name="Company name" LLC"
Cln_OKPO="33344455" Cln_account="UA21300335000026002548523698" Cln_bank_name=" " Cln_bank_MFO=" "
Cln_country_code=" " Rcpt_name="Company name" LLC" Rcpt_OKPO="20320320"
Rcpt_account="UA21300335000026002548523689" Rcpt_bank_name=" " Rcpt_bank_MFO=" "
Rcpt_country_code=" " Rcpt_ID=" " Payment_details="Payment according to agreement №345" Value_date=" ">
```

```
Rcpt_street="" Rcpt_house_number="" Rcpt_postcode="" Rcpt_office_number="" Rcpt_city=""
Rcpt_district="" Rcpt_region="" Rcpt_country_location="" Bp_Taxcode="" Bp_Add_Info="" Bp_Income_Code=""
Bp_Account="" Bp_Taxmsg="">
</Payment_info>
```

The requirements for the structure of the XML file are as follows:

№	Field name	Type	Obligatory	Length	Field content
1	Date_doc	Numeric	No	10	Payment document date in the format DD.MM.YYYY Valid dates in the range from "current date" to "current date - 30 days" inclusive
2	Num_doc	Text	No	Up to 10	Payment document number
3	Amount	Numeric	Yes	Up to 12	Amount of the document The parameter contains 10 characters before the separator and 2 characters after. The separator between the integer and fractional parts is the character "." or ","
4	Cln_name	Text	No	Up to 40	Name of the payer
5	Cln_OKPO	Numeric	Yes	8-10	Payer's EDRPOU code or TIN
6	Cln_account	Text	Yes	5-14, 29	Payer's account number The parameter contains from 5 to 14 characters if the payer's account is in the format of an analytical account The parameter contains from 29 characters if the payer's account is in IBAN format
7	Cln_bank_name	Text	No	Up to 40	Name of the payer's bank
8	Cln_bank_MFO	Numeric	No	6	MFO of the payer's bank The parameter is required if the payer's account is in the format of an analytical account The parameter is not required if the payer's account is in IBAN format
9	Cln_country_code	Numeric	No	3	Digital code of the payer's country
10	Rcpt_name	Text	Yes	Up to 40	Name of the recipient
11	Rcpt_OKPO	Numeric	Yes	8-10	Recipient's EDRPOU code or TIN
12	Rcpt_account	Text	Yes	5-14, 29	Recipient's account number The parameter contains from 5 to 14 characters if the recipient's account is in the format of an analytical account The parameter contains from 29 characters if the recipient's account is in IBAN format
13	Rcpt_bank_name	Text	No	Up to 40	Name of the recipient's bank
14	Rcpt_bank_MFO	Numeric	No	6	MFO of the recipient's bank

№	Field name	Type	Obligatory	Length	Field content
					<p>The parameter is required if the recipient's account is in the format of an analytical account</p> <p>The parameter is not required if the recipient's account is in IBAN format</p>
15	Rcpt_country_code	Text	No	3	<p>Digital code of the recipient's country</p> <p>The parameter is required if the recipient's EDRPOU code is "000000000"</p>
16	Rcpt_ID	Text	No	8 or 12	<p>A document of a citizen of Ukraine confirming the identity of the recipient, for persons who have refused to have a TIN</p> <p>When using a passport, 8 characters are filled in, in the format SSNNNNNN, where SS is the passport series, and NNNNNN is the passport number. When using a passport in the form of an ID card, the ID card number up to 12 characters is filled in</p> <p>The parameter is required if the recipient's TIN code is "000000000"</p>
17	Rcpt_street	Text	No	Up to 70	<p>Street (avenue, alley etc.) of the recipient's location. Optional, if the recipient's EDRPOU code consists of any 9 numbers. For other EDRPOU values the filed shall be ignored and shall not be filled in.</p>
18	Rcpt_house_number	Text	No *	Up to 16	<p>Number of the building of the recipient's location. Mandatory, if the recipient's EDRPOU code consists of any 9 numbers. For other EDRPOU values the filed shall be ignored and shall not be filled in.</p>
19	Rcpt_postcode	Text	No	Up to 16	<p>Postal code of the recipient's location. Optional, if the recipient's EDRPOU code consists of any 9 numbers. For other EDRPOU values the filed shall be ignored and shall not be filled in.</p>
20	Rcpt_office_number	Text	No	Up to 70	<p>Number of the apartment or office of the recipient's location.</p> <p>Optional, if the recipient's EDRPOU code consists of any 9 numbers. For other EDRPOU values the filed shall be ignored and shall not be filled in.</p>
21	Rcpt_city	Text	No *	Up to 35	<p>Settlement (city, village etc.) of the recipient's location. Mandatory, if the recipient's EDRPOU code consists of any 9 numbers. For other EDRPOU values the filed shall be ignored and shall not be filled in.</p>
22	Rcpt_district	Text	No	Up to 35	<p>District of the recipient's location. Optional, if the recipient's EDRPOU code consists of any 9 numbers. For other EDRPOU values the filed shall be ignored and shall not be filled in.</p>

№	Field name	Type	Obligatory	Length	Field content
23	Rcpt_region	Text	No	Up to 35	Region of the recipient's location. Optional, if the recipient's EDRPOU code consists of any 9 numbers . For other EDRPOU values the filed shall be ignored and shall not be filled in.
24	Rcpt_country_location	Text	No *	3	Digital code of the recipient's country. Mandatory, if the recipient's EDRPOU code consists of any 9 numbers . For other EDRPOU values the filed shall be ignored and shall not be filled in.
25	Payment_details	Text	No**	Up to 420	Purpose of the payment, not mandatory. Shall be ignored, if the structure for the budgetary purpose is specified, fields 28-32
26	Value_date	Numeric	No	10	Date in the format DD.MM.YYYY
27	Code of the type of payment	Text	No	Up to 6	Code of the type of payment. Mandatory only for the template "Payment to the budget to budgetary/non-budgetary/single/deposit accounts (with the indication of the code of the type of payment)"
28	Additional information on the record	Text	No	Up to 140	Additional information on the record. Mandatory for any template of the payment to the budget. Shall be specified in any form. Note: entered symbols shall be checked in terms of validity – the implementation complies with the current verifications for the field "Purpose of payment"
29	Code of budget income	Text	No	Up to 8	Code of classification of the budget income. Mandatory only for the template "Payment to the budget for the lease of the state property"
30	Number of the account for the funds crediting	Text	No	29	Budgetary/non-budgetary account. Mandatory only for the template "Payment to the budget to the single account" (without the indication of the code of the type of payment" with the indication of the purpose of funds transfer. The number of the account in IBAN format shall be specified. For other templates this field shall be ignored.
31	Information on the tax notification	Text	No	Up to 140	Information on the tax notification (decision). Not mandatory. The field can be filled in only for the template "Payment to the budget to the single account" with the indication of the purpose of funds transfer. Shall be specified in any form. For other templates this field shall be ignored. Note: entered symbols shall be checked in terms of validity – the implementation complies with the current verifications for the field "Purpose of payment"

* Mandatory, if the recipient's EDRPOU code consists of any 9 numbers.

** Purpose of the payment, not mandatory. Shall be ignored, if the structure for the budgetary purpose is specified.

1.4.2. File requirements for importing in XML (2)

Files for importing payment instructions in XML format (2) - text files with the *.xml extension in any encoding. These files must meet the following requirements:

- One file may contain several payment instructions separated by the following tags:
 - <RETURN> - tag to mark the beginning of the document,
 - </RETURN> - tag to indicate the end of the document;
- Information about the encoding should be contained in the declaration of the xml file;
- Fields must be separated according to the rules of XML file formation;
- Optional fields may be left blank:
 - the value and header of the field are missing,
 - the field header is present, but there is no value.

An example of an import file with two hryvnia payment instructions is given below:

```

<?xml version="1.0" encoding="UTF-8"?>
<RETURN_POD_EXPORT_INFO>
  <RETURN_TYPE>1</RETURN_TYPE>
  <BRAND>NAME</BRAND>
  <ECOM_VIRTUAL_STORE>13561</ECOM_VIRTUAL_STORE>
  <COUNTRY_ISO>UA</COUNTRY_ISO>
  <GENERATION_DATE>2019-07-10 09:26:03</GENERATION_DATE>
  <TOTAL_RETURN_AMOUNT>4500.00</TOTAL_RETURN_AMOUNT>
  <TOTAL_RETURN_LINES>2</TOTAL_RETURN_LINES>
  <RETURNS>
    <RETURN>
      <RETURN_ID>103385411</RETURN_ID>
      <ORDER_ID>51710117212</ORDER_ID>
      <RETURN_AMOUNT>3000.00</RETURN_AMOUNT>
      <OPERATION_DATE>2019-07-09 17:31:00</OPERATION_DATE>
      <CUSTOMER_NAME><![CDATA[Petrov Oleksandr]]></CUSTOMER_NAME>
      <CUSTOMER_SURNAME/>
      <CUSTOMER_PERSONAL_ID>123456789012</CUSTOMER_PERSONAL_ID>
      <SENDER_BANK_DATA>
        <SENDER_COMPANY><![CDATA[Name Ukraine]]></SENDER_COMPANY>
        <SENDER_BANK_CODE>322904</SENDER_BANK_CODE>
        <SENDER_BANK_ACCOUNT>12341234123412</SENDER_BANK_ACCOUNT><!-- ITX
settlement account where return amount will be taken for customer bank transfer -->
      </SENDER_BANK_DATA>
      <BANK>
        <BANK_NAME><![CDATA[Privatbank]]></BANK_NAME>
        <BANK_CODE>123456</BANK_CODE>
        <CUSTOMER_BANK_ACCOUNT>11112222334444</CUSTOMER_BANK_ACCOUNT>
        <BANK_PAYMENT_DETAILS><![CDATA[Refund for previously purchased goods
from NAME Ukraine to 1234 5678 1234 9876]]></BANK_PAYMENT_DETAILS>
      </BANK>
    </RETURN>
    <RETURN>
      <RETURN_ID>103619537</RETURN_ID>
      <ORDER_ID>51738975212</ORDER_ID>
      <RETURN_AMOUNT>1500.00</RETURN_AMOUNT>
      <OPERATION_DATE>2019-07-09 15:42:56</OPERATION_DATE>
      <CUSTOMER_NAME><![CDATA[Prykhodko Svitlana]]></CUSTOMER_NAME>
      <CUSTOMER_SURNAME/>
      <CUSTOMER_PASSPORT_ID>PAB123456</CUSTOMER_PASSPORT_ID>
      <SENDER_BANK_DATA>
        <SENDER_COMPANY><![CDATA[Company name]]></SENDER_COMPANY>
        <SENDER_BANK_CODE>322904</SENDER_BANK_CODE>

```



```

        <SENDER_BANK_ACCOUNT>12341234123412</SENDER_BANK_ACCOUNT><!-- ITX
settlement account where return amount will be taken for customer bank transfer -->
        </SENDER_BANK_DATA>
        <BANK>
            <BANK_NAME><![CDATA[State Savings Bank of Ukraine]]></BANK_NAME>
            <BANK_CODE>987654</BANK_CODE>
            <CUSTOMER_BANK_ACCOUNT>99992222334444</CUSTOMER_BANK_ACCOUNT>
            <BANK_PAYMENT_DETAILS><![CDATA[Refund for previously purchased
goods]]></BANK_PAYMENT_DETAILS>
        </BANK>
    </RETURN>
</RETURNS>
</RETURN_POD_EXPORT_INFO>
    
```

The requirements for the structure of the file in XML format (2) are as follows:

Nº	Field name	Type	Obligatory	Length	Field content
1	RETURN_POD_EXPORT_INFO	-	-	-	The root node that contains the document information
2	RETURN_TYPE	Numeric	Yes	1	For a hryvnia payment instruction, it always takes the value "1"
3	BRAND	Text	Yes	Up to 40	Type of company in the group The value is ignored by the System
4	ECOM_VIRTUAL_STORE	Text	Yes	10	The value is ignored by the System
5	COUNTRY_ISO	Text	Yes	2	ISO code of the country where the refund is made The value is ignored by the System
6	CURRENCY	Text	No	3	ISO code of the return currency The value is ignored by the System
7	GENERATION_DATE	Date and time	Yes	19	Date of generation of the return file in the format "yyyy-mm-ddhh: mm: ss" The value is ignored by the System
8	TOTAL_RETURN_AMOUNT	Numeric	No	12	Total amount of all documents contained in the import file The parameter contains 10 characters before the separator and 2 characters after. The separator between the integer and fractional parts is "."
9	TOTAL_RETURN_LINES	Numeric	No	5	Total number of documents contained in the import file
10	RETURNS	-	-	-	The root node that contains information about the return
11	RETURN	-	-	-	The root node that contains information about the return.
12	RETURN_ID	Numeric	Yes	15	Internal payment identifier in the customer system
13	ORDER_ID	Numeric	Yes	15	Identifier of the original transaction
14	RETURN_AMOUNT	Numeric	Yes	12	The amount of the transaction The parameter contains 10 characters before the separator and 2 characters after. The separator between the integer and fractional parts is the character "." or ","

№	Field name	Type	Obligatory	Length	Field content
15	OPERATION_DATE	Date and time	Yes	19	Date of the operation in the format "yyyy-mm-ddhh: mm: ss"
16	CUSTOMER_NAME	Text	Yes	40	Name of the recipient
17	CUSTOMER_PATRONYMIC	Text	No	40	Patronymic of the recipient
18	CUSTOMER_SURNAME	Text	No	40	Surname of the recipient
19	CUSTOMER_PERSONAL_ID	Numeric	Yes	10	TIN code of the recipient
20	CUSTOMER_PASSPORT_ID	Text	No	8 or 12	<p>Document of a citizen of Ukraine confirming the identity of the recipient, for persons who have refused to have a TIN</p> <p>When using a passport, 8 characters are filled in, in the format SSNNNNNN, where SS is the passport series, and NNNNNN is the passport number. When using a passport in the form of an ID card, the ID card number up to 12 characters is filled in</p> <p>The parameter is required if the recipient's TIN code is "0000000000"</p>
21	SENDER_BANK_DATA	-	-	-	The root node with information about the payer
22	SENDER_COMPANY	Text	No	40	<p>The parameter contains information about the name and EDRPOU of the payer in the format: "<Payer's name>, "payer's EDRPOU code>"</p> <p>The data in the parameter is separated by a comma and a space</p>
23	SENDER_BANK_CODE	Numeric	No	6	<p>MFO of the payer's bank</p> <p>Required if the payer's account is in the format of an analytical account</p> <p>The parameter is not required if the payer's account is in IBAN format</p>
24	SENDER_BANK_ACCOUNT	Text	Yes	5-14, 29	<p>Payer's account number</p> <p>The parameter contains from 5 to 14 characters if the payer's account is in the format of an analytical account</p> <p>The parameter contains from 29 characters if the payer's account is in IBAN format</p>
25	BANK	-	-	-	The root node with information about the recipient bank
26	BANK_NAME	Text	Yes	Up to 40	<p>Name of the recipient's bank</p> <p>The value is ignored by the System</p>
27	BANK_CODE	Numeric	No	6	<p>MFO of the recipient's bank</p> <p>Required if the recipient's account is in the format of an analytical account</p> <p>The parameter is not required if the recipient's account is in IBAN format</p>

№	Field name	Type	Obligatory	Length	Field content
28	CUSTOMER_BANK_ACCOUNT	Text	Yes	5-14, 29	Recipient's account number in the recipient bank The parameter contains from 5 to 14 characters if the recipient's account is in the format of an analytical account The parameter contains from 29 characters if the recipient's account is in IBAN format
29	BANK_PAYMENT_DETAILS	Text	Yes	Up to 160	Purpose of the payment

1.5. File requirements for importing in CSV

Files for importing payment instructions in CSV format – text files with the extension *.csv in any encoding. These files must meet the following requirements:

- One file can contain several payment instructions. Each subsequent document must follow the specified structure and start on a new line;
- Each line must consist of fields separated by a ";" character;
- Each field has a specific sequence number in the structure used in the format description. The numbering starts with "1" – the serial number of the service field;
- Optional fields may be left blank. In this case, empty parameter values will be listed with separators;
- Import is possible:
 - with parameter values with headers,
 - with parameter values without headers, written through a separator.

Examples of import files with a hryvnia payment instruction are as follows:

1;26092019;33;;UA213003350000026002548523698;33344455;1035; Payment according to agreement №345;20320320;"Company name" LLC;; UA213003350000026002548523689;;;															
	A	B	C	D	E	F	G	H	I	J	K	L	M	N	O
1	TYPE	DATE	NUM	MFO_P	ACCOUNT_P	EDRPOU_P	AMOUNT	DETAILS	EDRPOU_R	NAME_R	MFO_R	ACCOUUNT_R	COUNTRY_R	ID_R	VALUE_DATE
2	1	16102018		380805	260012345	123456789	1000	"Тестовий платіж"	1234567890	TOB Test	300335	260054321			

The requirements for the structure of a CSV file are as follows:

№	Field name	Тип	Obligatory	Length	Field content
1	TYPE	Numeric	No	1	Document type For a hryvnia payment instruction, it always takes the value "1"
2	DATE	Text	No	8	Payment document date in the format DDMMYYYY Valid dates in the range from "current date" to "current date – 30 days" inclusive
3	NUM	Text	No	Up to 10	Payment instruction number
4	MFO_P	Numeric	No	6	MFO of the payer's bank The parameter is required if the payer's account is in the format of an analytical account The parameter is not required if the payer's account is in IBAN format
5	ACCOUNT_P	Text	Yes	5-14, 29	Payer account number

№	Field name	Тип	Obligatory	Length	Field content
					<p>The parameter contains from 5 to 14 characters if the payer's account is in the format of an analytical account</p> <p>The parameter contains from 29 characters if the payer's account is in IBAN format</p>
6	EDRPOU_P	Numeric	Yes	8-10	Payer's EDRPOU code or TIN
7	AMOUNT	Numeric	Yes	Up to 12	Amount of the document in kopecks
8	DETAILS	Text	No**	Up to 420	Purpose of the payment, not mandatory. Shall be ignored, if the structure for the budgetary purpose is specified, fields 28-32
9	EDRPOU_R	Numeric	Yes	8-10	Recipient's EDRPOU code or TIN
10	NAME_R	Text	Yes	Up to 40	Name of the recipient
11	MFO_R	Numeric	No	6	<p>MFO of the recipient's bank</p> <p>The parameter is required if the recipient's account is in the format of an analytical account</p> <p>The parameter is not required if the recipient's account is in IBAN format</p>
12	ACCOUNT_R	Text	Yes	5-14, 29	<p>Recipient's account number</p> <p>The parameter contains from 5 to 14 characters if the recipient's account is in the format of an analytical account</p> <p>The parameter contains from 29 characters if the recipient's account is in IBAN format</p>
13	COUNTRY_R	Text	No	3	<p>Digital code of the recipient's country. Strictly a 3-digit number.</p> <p>Optional</p>
14	ID_R	Text	No	8 or 12	<p>A document of a citizen of Ukraine confirming the identity of the recipient, for persons who have refused to have a TIN</p> <p>When using a passport, 8 characters are filled in, in the format SSNNNNNN, where SS is the passport series, and NNNNNN is the passport number. When using a personal identification card, the identification card number up to 12 characters is filled in</p> <p>The parameter is required if the recipient's EDRPOU code is "0000000000"</p>
15	VALUE_DATE	Text	No	8	Date in the format DDMMYYYY
16	STREET_R	Text	No	Up to 70	Street (avenue, alley etc.) of the recipient's location. Optional, if the recipient's EDRPOU code consists of any 9 numbers . For other EDRPOU values the filed shall be ignored and shall not be filled in.
17	HOUSE_N_R	Text	No *	Up to 16	Number of the building of the recipient's location. Mandatory, if the recipient's

№	Field name	Тип	Obligatory	Length	Field content
					EDRPOU code consists of any 9 numbers. For other EDRPOU values the filed shall be ignored and shall not be filled in.
18	POSTCODE_R	Text	No	Up to 16	Postal code of the recipient's location. Optional, if the recipient's EDRPOU code consists of any 9 numbers. For other EDRPOU values the filed shall be ignored and shall not be filled in.
19	OFFICE_N_R	Text	No	Up to 70	Number of the apartment or office of the recipient's location. Optional, if the recipient's EDRPOU code consists of any 9 numbers. For other EDRPOU values the filed shall be ignored and shall not be filled in.
20	CITY_R	Text	No *	Up to 35	Settlement (city, village etc.) of the recipient's location. Mandatory, if the recipient's EDRPOU code consists of any 9 numbers. For other EDRPOU values the filed shall be ignored and shall not be filled in.
21	DISTRICT_R	Text	No	Up to 35	District of the recipient's location. Optional, if the recipient's EDRPOU code consists of any 9 numbers. For other EDRPOU values the filed shall be ignored and shall not be filled in.
22	REGION_R	Text	No	Up to 35	Region of the recipient's location. Optional, if the recipient's EDRPOU code consists of any 9 numbers. For other EDRPOU values the filed shall be ignored and shall not be filled in.
23	CNTR_LOC_R	Text	No *	3	Digital code of the recipient's country. Mandatory, if the recipient's EDRPOU code consists of any 9 numbers. For other EDRPOU values the filed shall be ignored and shall not be filled in.
24	Code of the type of payment	Text	No	6	Code of the type of payment. Mandatory only for the template "Payment to the budget to budgetary/non-budgetary/single/deposit accounts (with the indication of the code of the type of payment)"
25	Additional information on the record	Text	No	140	Additional information on the record. Mandatory for any template of the payment to the budget. Shall be specified in any form. Note: entered symbols shall be checked in terms of validity – the implementation complies with the current verifications for the field "Purpose of payment"
26	Code of budget income	Text	No	8	Code of classification of the budget income. Mandatory only for the template "Payment to the budget for the lease of the state property"
27	Number of the account for the funds crediting	Text	No	29	Budgetary/non-budgetary account. Mandatory only for the template "Payment to the budget to the single account" (without the indication of the

№	Field name	Тип	Obligatory	Length	Field content
					code of the type of payment" with the indication of the purpose of funds transfer. The number of the account in IBAN format shall be specified. For other templates this field shall be ignored.
28	Information on the tax notification	Text	No	140	Information on the tax notification (decision). Not mandatory. The field can be filled in only for the template "Payment to the budget to the single account" with the indication of the purpose of funds transfer. Shall be specified in any form. For other templates this field shall be ignored. Note: entered symbols shall be checked in terms of validity – the implementation complies with the current verifications for the field "Purpose of payment"

* Mandatory, if the recipient's EDRPOU code consists of any 9 numbers.

** Purpose of the payment, not mandatory. Shall be ignored, if the structure for the budgetary purpose is specified.

1.6. File requirements for importing in DBF

Files for importing payment instructions in DBF format – a spreadsheet with the *.dbf extension (DBF versions: 3, 4, 5, 7) must meet the following requirements:

- One file may contain several payment instructions. Each subsequent document must comply with the specified structure and begin with a new row in the table;
- In accordance with the DBF structure, the file must contain field names;
- Optional fields can be left blank.

An example of an import file with a hryvnia payment instruction is shown below:

The requirements for the structure of a DBF file are as follows:

№	Field name	Type	Obligatory	Length	Field content
1	TYPE	Text	No	1	Document type For a hryvnia payment order, it always takes the value "1"
2	DATE	Text	No	10	Payment document date in the format DD.MM.YYYY Valid dates in the range from "current date" to "current date – 30 days" inclusive
3	NUM	Text	No	Up to 10	Number of the payment document
4	MFO_P	Text	No	6	MFO of the payer's bank Required if the payer's account is in the format of an analytical account Parameter is not required if the payer's account is in IBAN format
5	ACCOUNT_P	Text	Yes	5-14, 29	Payer account number The parameter contains from 5 to 14 characters if the payer's account is in the format of an analytical account

№	Field name	Type	Obligatory	Length	Field content
					The parameter contains from 29 characters if the payer's account is in IBAN format
6	EDRPOU_P	Text	Yes	8-10	EDRPOU code or TIN of the payer
7	AMOUNT	Text	Yes	Up to 12	Amount of the document in kopecks
8	DETAILS	Text	No**	Up to 420	Purpose of the payment, not mandatory. Shall be ignored, if the structure for the budgetary purpose is specified, fields 28-32
9	EDRPOU_R	Text	Yes	8-10	Recipient's EDRPOU code or TIN
10	NAME_R	Text	Yes	Up to 40	Name of the recipient
11	MFO_R	Text	No	6	MFO of the recipient's bank The parameter is required if the recipient's account is in the format of an analytical account The parameter is not required if the recipient's account is in IBAN format
12	ACCOUNT_R	Text	Yes	5-14, 29	Recipient's account number The parameter contains from 5 to 14 characters if the recipient's account is in the format of an analytical account The parameter contains from 29 characters if the recipient's account is in IBAN format
13	COUNTRY_R	Text	No	3	Digital code of the recipient's country. Strictly a 3-digit number. Optional
14	ID_R	Text	No	8 or 12	A document of a citizen of Ukraine confirming the identity of the recipient, for persons who have refused to have a TIN If a passport is used, 8 characters are filled in, in the format SSNNNNNN, where SS is the passport series, and NNNNNN is the passport number. When using a passport in the form of an ID card, the ID card number up to 12 characters is filled in The parameter is required if the recipient's TIN code is "0000000000"
15	VALUE_DATE	Text	No	10	Date in the format DD.MM.YYYY
16	STREET_R	Text	No	Up to 70	Street (avenue, alley etc.) of the recipient's location. Optional, if the recipient's EDRPOU code consists of any 9 numbers . For other EDRPOU values the filed shall be ignored and shall not be filled in.
17	HOUSE_N_R	Text	No *	Up to 16	Number of the building of the recipient's location. Mandatory, if the recipient's EDRPOU code consists of any 9 numbers . For other EDRPOU values the

№	Field name	Type	Obligatory	Length	Field content
					filed shall be ignored and shall not be filled in.
18	POSTCODE_R	Text	No	Up to 16	Postal code of the recipient's location. Optional, if the recipient's EDRPOU code consists of any 9 numbers . For other EDRPOU values the filed shall be ignored and shall not be filled in.
19	OFFICE_N_R	Text	No	Up to 70	Number of the apartment or office of the recipient's location. Optional, if the recipient's EDRPOU code consists of any 9 numbers . For other EDRPOU values the filed shall be ignored and shall not be filled in.
20	CITY_R	Text	No *	Up to 35	Settlement (city, village etc.) of the recipient's location. Mandatory, if the recipient's EDRPOU code consists of any 9 numbers . For other EDRPOU values the filed shall be ignored and shall not be filled in.
21	DISTRICT_R	Text	No	Up to 35	District of the recipient's location. Optional, if the recipient's EDRPOU code consists of any 9 numbers . For other EDRPOU values the filed shall be ignored and shall not be filled in.
22	REGION_R	Text	No	Up to 35	Region of the recipient's location. Optional, if the recipient's EDRPOU code consists of any 9 numbers . For other EDRPOU values the filed shall be ignored and shall not be filled in.
23	CNTR_LOC_R	Text	No *	3	Digital code of the recipient's country. Mandatory, if the recipient's EDRPOU code consists of any 9 numbers . For other EDRPOU values the filed shall be ignored and shall not be filled in.
24	Code of the type of payment	Text	No	6	Code of the type of payment. Mandatory only for the template "Payment to the budget to budgetary/non-budgetary/single/deposit accounts (with the indication of the code of the type of payment)"
25	Additional information on the record	Text	No	140	Additional information on the record. Mandatory for any template of the payment to the budget. Shall be specified in any form. Note: entered symbols shall be checked in terms of validity – the implementation complies with the current verifications for the field "Purpose of payment"
26	Code of budget income	Text	No	8	Code of classification of the budget income. Mandatory only for the template "Payment to the budget for the lease of the state property"
27	Number of the account for the funds crediting	Text	No	29	Budgetary/non-budgetary account. Mandatory only for the template "Payment to the budget to the single account" (without the indication of the code of the type of payment" with the indication of the purpose of funds

№	Field name	Type	Obligatory	Length	Field content
					transfer. The number of the account in IBAN format shall be specified. For other templates this field shall be ignored.
28	Information on the tax notification	Text	No	140	Information on the tax notification (decision). Not mandatory. The field can be filled in only for the template "Payment to the budget to the single account" with the indication of the purpose of funds transfer. Shall be specified in any form. For other templates this field shall be ignored. Note: entered symbols shall be checked in terms of validity – the implementation complies with the current verifications for the field "Purpose of payment"

* Mandatory, if the recipient's EDRPOU code consists of any 9 numbers.

** Purpose of the payment, not mandatory. Shall be ignored, if the structure for the budgetary purpose is specified.

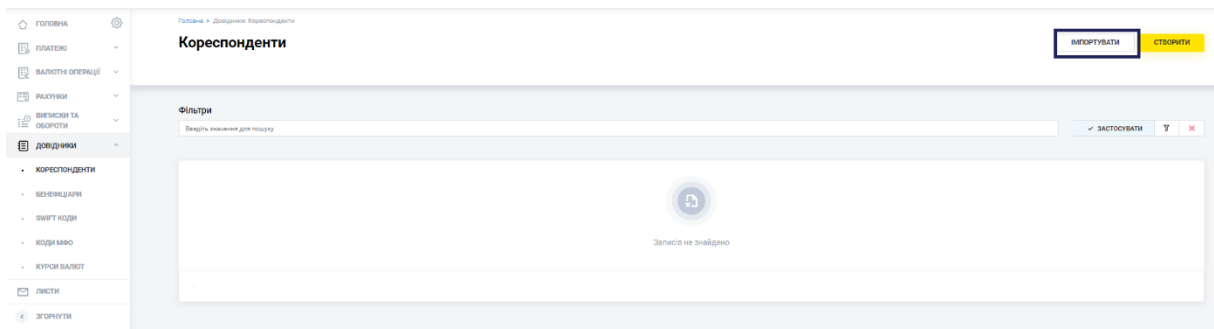
2. Import of directories

In Raiffeisen Business Online System, the user can import a correspondent directory. Files can be imported in the following formats:

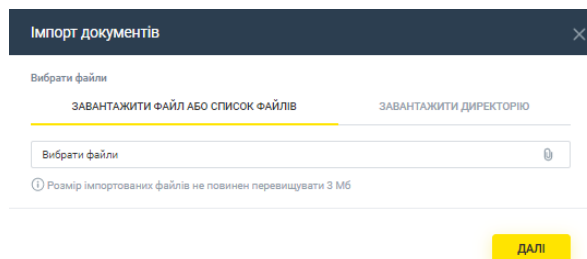
- iBank2UA (CP-1251),
- XML (1),
- CSV.

2.1. Import of the directory of correspondents

To import a directory of correspondents, go to the menu section "Directories" -> "Correspondents" and press




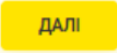
To cancel the import of the correspondent directory, press




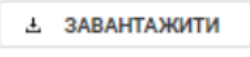
To import, select the appropriate tab in the window that opens:

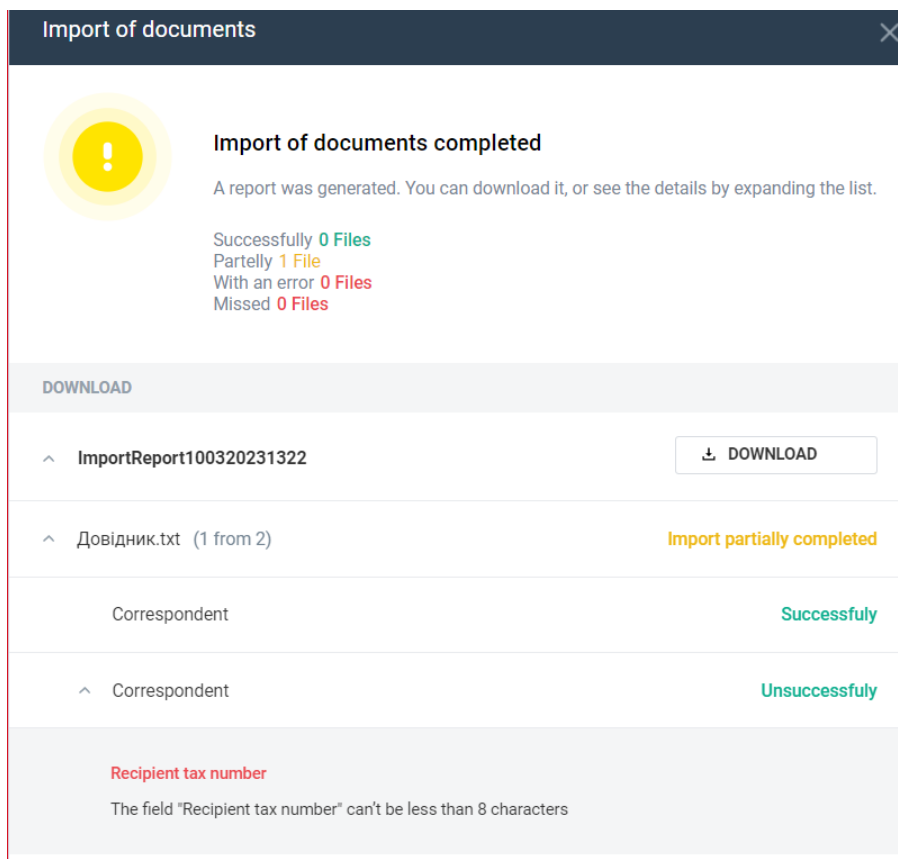
- "Upload file or list of files", or

- "Upload a directory",

press  and select the required file/multiple files from the directory or directory with files and press 

The System will perform the process of checking the file or files for compliance with the format, structure for each of the files, as well as validation of each individual record in the file.

Based on the results of file processing, the system generates a report with the import results, which indicates the number of successfully imported files and the number of files containing an error. To view the details of the report on the import results of each individual record in the file, expand the list  or download the report to your device by pressing .



To finish, press  or .

As a result, correspondents with the import status "Successful" will be added to the directory.

2.2. File requirements for importing in iBank2UA (CP-1251)

Files for importing correspondents in iBank2UA format are text files with any extension in CP-1251 encoding. These files must meet the following requirements:

- One file may contain several correspondents separated by a blank line.
- Regardless of the number of documents in the file, the following line must be present before the first record: Content-Type=ref/recipient, followed by an empty line
- Each record must consist of fields separated by a newline
- Optional fields may be left blank:
 - the value and header of the field are missing,
 - the field header is present, but there is no value.

An example of an import file is as follows:

```
Content-Type=ref/recipient
```

```
RCPT_INN=12345678
RCPT_NAME=Тест
RCPT_ACCOUNT= UA10101111111260001234567890
RCPT_BANK_BIC=101011
```

The requirements for the file structure in the iBank2UA format are as follows:

№	Field name	Type	Obligatory	Length	Field content
1	RCPT_INN	Numeric	Yes	8-10	Correspondent's EDRPOU code/TIN
2	RCPT_NAME	Text	Yes	Up to 40	Name of the correspondent
3	RCPT_ACCOUNT	Text	Yes	5-14, 29	Correspondent's account number The parameter contains from 5 to 14 characters if the account is in the format of an analytical account The parameter contains from 29 characters if the account is in IBAN format
4	RCPT_BANK_BIC	Numeric	No	6	Correspondent's bank code
5	PAYMENT_DETAILS	Text	No	Up to 160	Purpose of the payment

2.3. File requirements for importing in XML

Files for importing correspondents in XML format – text files with the extension *.xml in any encoding. These files must meet the following requirements:

- One file can contain several correspondents separated by the following tags:
 - <RECIPIENT> - tag to indicate the beginning of the document,
 - </RECIPIENT> - tag to indicate the end of the document;
- Information about the encoding should be contained in the declaration of the xml file;
- Fields must be separated according to the rules of XML file formation;
- Optional fields may be left blank:
 - the value and header of the field are missing,
 - the field header is present, but there is no value.

An example of import files is given below:

```
<?xml version="1.0" encoding="windows-1251"?>
<Datapacket Version="2.0">
  <RECIPIENT      EDRPOU="12345678"      NAME="Company      name"      LLC      ACCOUNT="
UA101011111111260001234567890"
      MFO="101000" DETAILS=" for spare parts at acc. 663073,663174 за 10.10.13 incl. VAT 20% - UAH
960.47"/>
</Datapacket>

<?xml version="1.0" encoding="windows-1251"?>
<Datapacket Version="2.0">
<RECIPIENT>
<EDRPOU>12345678</EDRPOU>
<NAME> ="Company name" LLC </NAME>
<ACCOUNT> UA10101111111260001234567890</ACCOUNT>
<MFO>101000</MFO>
<DETAILS>
Payment for the supply of materials according to agreement No. 02 of 18.07.2006, including 20% VAT - UAH 833.33
</DETAILS>
</RECIPIENT>
</Datapacket>
```

The requirements for the structure of the XML file are as follows:

№	Field name	Type	Obligatory	Length	Field content
1	EDRPOU	Numeric	Yes	8-10	Correspondent's EDRPOU code/TIN
2	NAME	Text	Yes	Up to 40	Correspondent's name
3	ACCOUNT	Text	Yes	5-14, 29	Correspondent's account number The parameter contains from 5 to 14 characters if the account is in the format of an analytical account The parameter contains from 29 characters if the account is in IBAN format
4	MFO	Numeric	Yes	6	MFO of the correspondent's bank
5	DETAILS	Text	No	Up to 160	Purpose of the payment

2.4. File requirements for importing in CSV

Files for importing correspondents in CSV format – text files with the extension *.csv in any encoding. These files must meet the following requirements:

- One file can contain several correspondents. Each subsequent document must follow the specified structure and start on a new line;
- Each line must consist of fields separated by a ";" character;
- Each field has a specific sequence number in the structure used in the format description. The numbering starts with "1" – the serial number of the service field;
- Optional fields may be left blank. In this case, empty parameter values will be listed with separators;
- Import is possible:
 - with parameter values with headers,
 - with parameter values without headers, written through a separator.

An example of an import file is shown below:

EDRPOU;Name;Account number;Account MFO;Purpose of the payment 12345678;Test;2600123456;380805;;
--

The requirements for the structure of a CSV file are as follows:

№	Field name	Type	Obligatory	Length	Field content
1	EDRPOU	Numeric	Yes	8-10	Correspondent's EDRPOU code/TIN
2	Name	Text	Yes	Up to 40	Correspondent' name
3	Account number	Text	Yes	5-14, 29	Correspondent's account number The parameter contains from 5 to 14 characters if the account is in the format of an analytical account The parameter contains from 29 characters if the account is in IBAN format
4	Account bank code	Numeric	Yes	6	MFO of the correspondent's bank
5	Purpose of the payment	Text	No	Up to 160	Purpose of the payment The value must be separated by «"» on both sides

3. Export of documents


In Raiffeisen Business Online System, users can export account statements. You can export files in the following formats:

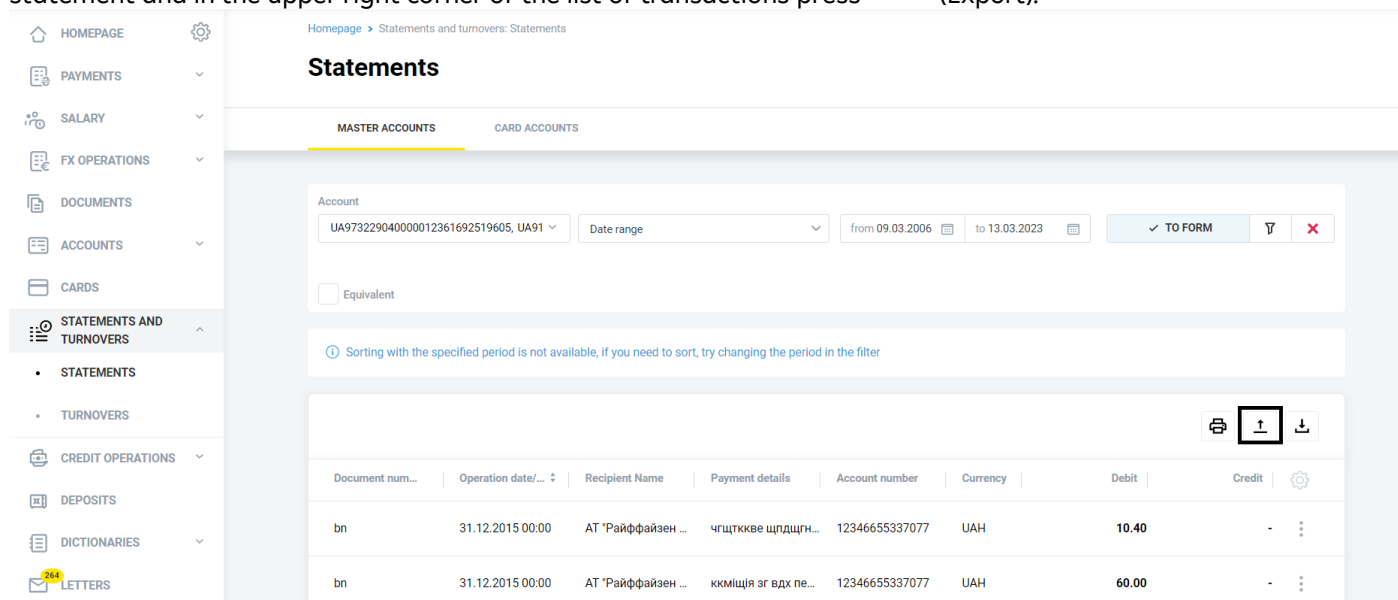
- DBF (Prefix);
- **DBF v2 (Prefix);**
- BM RS;
- **BM RS v2;**
- Client-Bank;
- **Client-Bank v2;**
- CSV.


Formats v2 differ from the existing formats only in the increased size of certain fields.

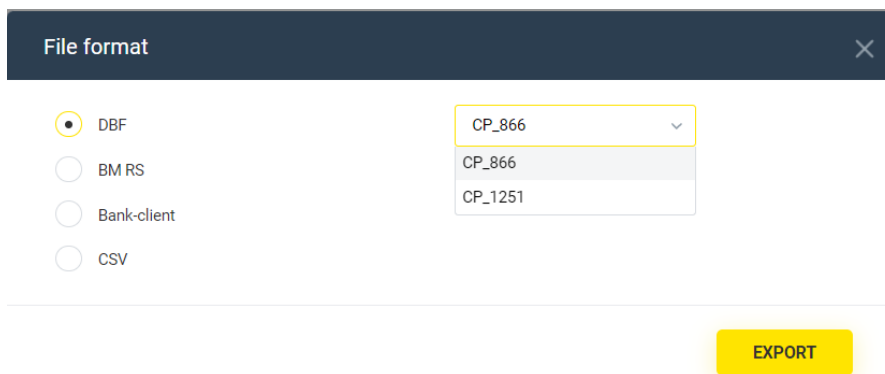
Requirements to the file structure depending on the format are described in subparagraphs 3.2.-3.5.

3.1. Export of statements

To export a statement, go to the menu section "Statements and Turnover" -> "Statements", generate a statement and in the upper right corner of the list of transactions press  (Export).



In the form that opens, select the export file format and press . For the DBF format, the User can choose the CP-866 or CP-1251 encoding.



As a result, the file of the selected format will be downloaded to your device.

3.2. Structure of the export file in DBF

Export files of statements in DBF format – spreadsheets with the *.dbf extension (DBF versions: 3, 4, 5, 7) meet the following requirements:

- The default file name is export_01012023.dbf (the date of generation shall be added). The user can change the name;
- CP-1251, CP-866 encodings are possible;
- Each operation starts with a new table row;
- According to the DBF structure, the file contains field names in uppercase;
- Optional fields may be left blank.

An example of a statement export file is shown below:



The requirements for the structure of a DBF file are as follows:

Nº	Field name	Length	Field content	Example
1	MFO	6	MFO of the payer's Bank	300335
2	MFO_NM	40	Name of the payer's bank	RAIFFEISEN BANK JSC IN KYIV
3	KL_NM	40	Name of the payer	"Company name" LLC
4	KL_OKP	10	Payer's EDRPOU code/TIN	2536894123
5	KL_CHK	29	Current account of the payer	UA213003350000026002548523698
6	CUR_ID	3	Numeric currency identifier	840
7	MFO_K	6	MFO of the recipient bank	300335
8	MFO_NM_K	40	Name of the recipient bank	RAIFFEISEN BANK JSC IN KYIV
9	KL_NM_K	40	Name of the recipient	"Company name" LLC
10	KL_OKP_K	10	Recipient's EDRPOU code/TIN	20320320
11	KL_CHK_K	29	Current account of the recipient	UA213003350000026002548523689
12	ND	10	Document number	237
13	DK	1	Debit or credit payment type (1 - debit, 2 - credit)	1
14	VOB	1	Service field (1 by default)	1
15	S	10	Payment amount	100
16	DATA	10	Date of the document in the format DD.MM.YY	14.11.19
17	DATA_S	10	Date of the transaction in the format DD.MM.YYYY	14.11.19
18	TIME_S	5	Time of the operation in the format YY.XX	10.54
19	ADATEOPL	10	Date of the document in the format DD.MM.YYYY	14.11.19
20	N_P	160	Purpose of the payment	Payment for services

3.3. Structure of the export file in DBF v2

Export files of statements in DBF format – spreadsheets with the *.dbf extension (DBF versions: 3, 4, 5, 7) meet the following requirements:

- The default file name is export_01012023.dbf (the date of generation shall be added). The user can change the name;
- CP-1251, CP-866 encodings are possible;
- Each operation starts with a new table row;
- According to the DBF structure, the file contains field names in uppercase;
- Optional fields may be left blank.

An example of a statement export file is shown below:



The requirements for the structure of a DBF v2 file are as follows:

№	Field name	Length	Field content	Example
1	MFO	6	MFO of the payer's Bank	300335
2	MFO_NM	80	Name of the payer's bank	RAIFFEISEN BANK JSC IN KYIV
3	KL_NM	140	Name of the payer	"Company name" LLC
4	KL_OKP	10	Payer's EDRPOU code/TIN	2536894123
5	KL_CHK	29	Current account of the payer	UA213003350000026002548523698
6	CUR_ID	3	Numeric currency identifier	840
7	MFO_K	6	MFO of the recipient bank	300335
8	MFO_NM_K	80	Name of the recipient bank	RAIFFEISEN BANK JSC IN KYIV
9	KL_NM_K	140	Name of the recipient	"Company name" LLC
10	KL_OKP_K	10	Recipient's EDRPOU code/TIN	20320320
11	KL_CHK_K	29	Current account of the recipient	UA213003350000026002548523689
12	ND	35	Document number	237
13	DK	1	Debit or credit payment type (1 - debit, 2 - credit)	1
14	VOB	1	Service field (1 by default)	1
15	S	10	Payment amount	100
16	DATA	10	Date of the document in the format DD.MM.YY	14.11.19
17	DATA_S	10	Date of the transaction in the format DD.MM.YYYY	14.11.19
18	TIME_S	5	Time of the operation in the format YY.XX	10.54
19	ADATEOPL	10	Date of the document in the format DD.MM.YYYY	14.11.19
20	N_P	254	Purpose of the payment	Payment for services
21	N_P_END	166	Purpose of the payment	According to the agreement

3.4. Structure of the export file in BM RS

When using this format, we recommend that you configure your browser to automatically save files to the appropriate directory.

BM RS statement export files are text files with the extension *.zzz in CP-866 encoding. These files meet the following requirements:

- The file name has the form vYYMMDD.zzz, where:
 - v is the permanent prefix of the file containing the statement;
 - YYMMDD – date of the account transaction
- The export file consists of an indefinite number of lines separated by the characters "0x0D 0x0A", the minimum number of lines is 1;
- All lines have the 0th qualifying field:
 - 0 – a balance sheet line that contains data on the customer account for which the statement was generated, as well as the amounts debited and credited to this account;
 - 1 – payment line, which provides detailed information on account transactions (can take the value "1+" - credit, "1" - debit);
- All balance amounts in the export file are always positive numbers, indicated in kopecks. A negative or positive balance is specified in the "balance type" fields;
- For each day, a separate file is created with the date in the header.

An example of a statement export file is shown below:



The requirements for the structure of the file in the BM RS format for a turnover and balance line are as follows:

№	Field name	Length	Field content	Example
1	MFO account	6	MFO of the account for which the statement was generated	300335

№	Field name	Length	Field content	Example
2	Account number	29	The account for which the statement was generated, and if the account length is less than 29 characters, the value is aligned to the left edge of the field. Missing characters are filled with spaces to the end of the field	UA213003350000026002 548523698
3	Currency code	3	Symbolic currency code	840
4	Date of the described movement on the account	8	Date of the described movement on the account in the format YYYYMMDD	20191114
5	Date of the previous movement on the account	8	Date of the previous movement on the account in the format YYYYMMDD	20191114
6	Balance at the beginning of the day in UAH	19	Opening balance in UAH, amount in kopecks	0
7	Balance at the beginning of the day in currency	19	Balance at the beginning of the day in foreign currency, amount in kopecks	0
8	Type of balance at the beginning of the day	1	"+" - passive, "-" - active	+ or -
9	Number of documents that have been debited	6	Number of documents that have been debited	1
10	Amount of debit turnover	19	Amount of debit turnover in UAH (in kopecks)	40000
11	Amount of debit turnover in currency	19	Amount of debit turnover in foreign currency (in kopecks)	40000
12	Number of documents that have been processed on credit	6	The number of documents that have been processed on credit	1
13	Amount of credit turnover	19	Amount of credit turnover (in kopecks)	25000
14	Amount of credit turnover in foreign currency	19	Amount of credit turnover in foreign currency (in kopecks)	25000
15	Balance at the end of the day	19	Balance at the end of the day (in kopecks)	15000
16	Balance at the end of the day in currency	19	Balance at the end of the day in currency (in kopecks)	15000
17	Type of balance at the end of the day	1	"+" - passive, "-" - active	+ or -
18	Account holder's EDRPOU code	10	Account holder's EDRPOU code	2536894123
19	Name of the customer	40	Name of the customer	"Company name" LLC

The requirements for the file structure in the BM RS format for a payment line are as follows:

№	Field name	Length	Field content	Example
1	Sign of payment	1	Indication of debit or credit payment ("-" - debit, "+" - credit)	+ or -
2	MFO of the payer's bank	9	MFO of the payer's bank	300335

№	Field name	Length	Field content	Example
3	Payer's account number	29	The payer's account, and if the account length is less than 29 characters, the value is aligned to the left edge of the field. Missing characters are filled with spaces to the end of the field	UA213003350000026002548523698
4	Payer's EDRPOU code / TIN	14	Payer's EDRPOU code/TIN	2536894123
5	Name of the payer	40	Name of the payer	"Company name" LLC
6	MFO of the recipient's bank	9	MFO of the recipient's bank	300335
7	Recipient's account number	29	The recipient's account, and if the account length is less than 29 characters, the value is aligned to the left edge of the field. Missing characters are filled with spaces to the end of the field	UA213003350000026002548523689
8	Recipient's EDRPOU code/TIN	10	Recipient's EDRPOU code/TIN	20320320
10	Name of the recipient	40	Name of the recipient	"Company name" LLC
11	Payment type	2	Payment type	01
12	Payment number	10	Payment number	237
13	Payment amount in national currency	19	Payment amount in national currency (in kopecks)	10000
14	Payment amount in a currency other than hryvnia	19	Payment amount in a currency other than hryvnia (in kopecks) when exporting a hryvnia account statement - field is missing	10000
15	Date of sending the payment by the payer's bank	12	Date of sending the payment by the payer's bank in the format YYYYMMDD	20191114
16	Time of sending the payment by the payer's bank	4	Time of sending the payment by the payer's bank in the format YYYY	1054
17	Date of receipt of payment by the recipient's bank	12	Date of receipt of payment by the recipient's bank in the format YYYYMMDD	20191114
18	Time of receipt of payment by the recipient's bank	4	Time of receipt of payment by the recipient's bank in the format YYYY	1057
19	Purpose of the payment	255	Purpose of the payment	Payment for services

3.5. Structure of the export file in BM RS V2

When using this format, we recommend that you configure your browser to automatically save files to the appropriate directory.

BM RS V2 statement export files are text files with the extension *.zzz in CP-866 encoding. These files meet the following requirements:

- The file name has the form vYYYYMMDD.zzz, where:
 - v is the permanent prefix of the file containing the statement;
 - YYYYMMDD – date of the account transaction
- The export file consists of an indefinite number of lines separated by the characters "0x0D 0x0A", the minimum number of lines is 1;
- All lines have the 0th qualifying field:

- 0 – a balance sheet line that contains data on the customer account for which the statement was generated, as well as the amounts debited and credited to this account;
- 1 – payment line, which provides detailed information on account transactions (can take the value "1+" - credit, "1" - debit);
- All balance amounts in the export file are always positive numbers, indicated in kopecks. A negative or positive balance is specified in the "balance type" fields;
- For each day, a separate file is created with the date in the header.

An example of a statement export file is shown below:



The requirements for the structure of the file in the BM RS format for a turnover and balance line are as follows:

№	Field name	Length	Field content	Example
1	MFO account	6	MFO of the account for which the statement was generated	300335
2	Account number	29	The account for which the statement was generated, and if the account length is less than 29 characters, the value is aligned to the left edge of the field. Missing characters are filled with spaces to the end of the field	UA213003350000026002548523698
3	Currency code	3	Symbolic currency code	840
4	Date of the described movement on the account	8	Date of the described movement on the account in the format YYYYMMDD	20191114
5	Date of the previous movement on the account	8	Date of the previous movement on the account in the format YYYYMMDD	20191114
6	Balance at the beginning of the day in UAH	19	Opening balance in UAH, amount in kopecks	0
7	Balance at the beginning of the day in currency	19	Balance at the beginning of the day in foreign currency, amount in kopecks	0
8	Type of balance at the beginning of the day	1	"+" - passive, "-" - active	+ or -
9	Number of documents that have been debited	6	Number of documents that have been debited	1
10	Amount of debit turnover	19	Amount of debit turnover in UAH (in kopecks)	40000
11	Amount of debit turnover in currency	19	Amount of debit turnover in foreign currency (in kopecks)	40000
12	Number of documents that have have been processed on credit	6	The number of documents that have been processed on credit	1
13	Amount of credit turnover	19	Amount of credit turnover (in kopecks)	25000
14	Amount of credit turnover in foreign currency	19	Amount of credit turnover in foreign currency (in kopecks)	25000
15	Balance at the end of the day	19	Balance at the end of the day (in kopecks)	15000

Nº	Field name	Length	Field content	Example
16	Balance at the end of the day in currency	19	Balance at the end of the day in currency (in kopecks)	15000
17	Type of balance at the end of the day	1	"+" - passive, "-" - active	+ or -
18	Account holder's EDRPOU code	10	Account holder's EDRPOU code	2536894123
19	Name of the customer	140	Name of the customer	"Company name" LLC

The requirements for the file structure in the BM RS format for a payment line are as follows:

Nº	Field name	Length	Field content	Example
1	Sign of payment	1	Indication of debit or credit payment ("-" - debit, "+" - credit)	+ or -
2	MFO of the payer's bank	9	MFO of the payer's bank	300335
3	Payer's account number	29	The payer's account, and if the account length is less than 29 characters, the value is aligned to the left edge of the field. Missing characters are filled with spaces to the end of the field	UA213003350000026002548523698
4	Payer's EDRPOU code / TIN	14	Payer's EDRPOU code/TIN	2536894123
5	Name of the payer	140	Name of the payer	"Company name" LLC
6	MFO of the recipient's bank	9	MFO of the recipient's bank	300335
7	Recipient's account number	29	The recipient's account, and if the account length is less than 29 characters, the value is aligned to the left edge of the field. Missing characters are filled with spaces to the end of the field	UA213003350000026002548523689
8	Recipient's EDRPOU code/TIN	10	Recipient's EDRPOU code/TIN	20320320
10	Name of the recipient	140	Name of the recipient	"Company name" LLC
11	Payment type	2	Payment type	01
12	Payment number	35	Payment number	237
13	Payment amount in national currency	19	Payment amount in national currency (in kopecks)	10000
14	Payment amount in a currency other than hryvnia	19	Payment amount in a currency other than hryvnia (in kopecks) when exporting a hryvnia account statement - field is missing	10000
15	Date of sending the payment by the payer's bank	12	Date of sending the payment by the payer's bank in the format YYYYMMDD	20191114
16	Time of sending the payment by the payer's bank	4	Time of sending the payment by the payer's bank in the format YYYY	1054
17	Date of receipt of payment by the recipient's bank	12	Date of receipt of payment by the recipient's bank in the format YYYYMMDD	20191114
18	Time of receipt of payment by the recipient's bank	4	Time of receipt of payment by the recipient's bank in the format YYYY	1057

Nº	Field name	Length	Field content	Example
19	Purpose of the payment	420	Purpose of the payment	Payment for services

3.6. Structure of the export file in the Bank-Client format

When using this format, we recommend that you configure your browser to automatically save files to the appropriate directory.

Export files of statements in Bank-Client format are text files with the extension *.zzz in CP-866 encoding. These files meet the following requirements:

- The file name has the form vYYMMDDDD.zzz for statements on a hryvnia account or wYYMMDD.zzz for statements on a foreign currency account, where:
 - v – permanent prefix of the file containing the hryvnia account statement;
 - w – permanent prefix of the file containing the statement of foreign currency account;
 - YYYYMMDD – date of the account transaction;
- The export file consists of an indefinite number of lines separated by the characters "0x0D 0x0A", the minimum number of lines is 1;
- All lines have the 0th qualifying field:
 - 0 – a balance sheet line that contains data on the customer account for which the statement was generated, as well as the amounts debited and credited to this account;
 - 1 – payment line, which provides detailed information on account transactions (may take the value "1+" - credit, "1-" - debit);
- For foreign currency accounts, the digital currency code of the transaction is indicated, for hryvnia accounts, the currency code is not indicated;
- All balance amounts in the export file are always positive numbers, indicated in kopecks. A negative or positive balance is specified in the "balance type" fields;
- A separate file is created for each day with the date in the header.

An example of a statement export file is shown below:



The requirements for the structure of the file in the Bank-Client format for the turnover and balance line are as follows:

Nº	Field name	Length	Field content	Example
1	Account number	29	The account for which the statement was generated, and if the account length is less than 29 characters, the value is aligned to the left edge of the field. Missing characters are filled with spaces to the end of the field	UA213003350000026002548523698
2	Currency code	4	Digital currency code. Not available in hryvnia statements. An insignificant character "0" is added before the currency code	0840
3	Date of the described movement on the account	8	Date of the described movement on the account in the format YYYYMMDD	20191114
4	Date of the previous movement on the account	8	Date of the previous movement on the account in the format YYYYMMDD	20191114
5	Balance at the beginning of the day in UAH	19	Balance at the beginning of the day in UAH, amount in kopecks	0

№	Field name	Length	Field content	Example
6	Balance at the beginning of the day in currency	19	Balance at the beginning of the day in currency, amount in kopecks. Not available in hryvnia statements	0
7	Type of balance at the beginning of the day	1	"+" - passive, "-" - active	+ or -
8	Number of documents that have been debited	6	Number of documents that have been debited	1
9	Amount of debit turnover	19	Amount of debit turnover in UAH (in kopecks)	40000
10	Amount of debit turnover in currency	19	Amount of debit turnover in currency (in kopecks)	40000
11	Number of documents that have been processed on credit	6	The number of documents that have been processed on credit	1
12	Amount of credit turnover	19	Amount of credit turnover (in kopecks)	25000
13	Amount of credit turnover in currency	19	Amount of credit turnover in currency (in kopecks)	25000
14	Balance at the end of the day	19	Balance at the end of the day (in kopecks)	15000
15	Balance at the end of the day in currency	19	Balance at the end of the day in currency (in kopecks)	15000
16	Type of balance at the end of the day	1	"+" - passive, "-" - active	+ or -

The requirements for the structure of the file in the Bank-Client format for the payment line are as follows:

№	Field name	Length	Field content	Example
1	Sign of payment	1	Indication of debit or credit payment ("-" - debit, "+" - credit)	+ or -
2	MFO of the payer's bank	9	MFO of the payer's bank	300335
3	Payer's account number	29	The payer's account, and if the account length is less than 29 characters, the value is aligned to the left edge of the field. Missing characters are filled with spaces to the end of the field	UA213003350000026002548523698
4	Payer's EDRPOU code / TIN	14	Payer's EDRPOU code/TIN	2536894123
5	Name of the payer	40	Name of the payer	"Company name" LLC
6	MFO of the recipient's bank	9	MFO of the recipient's bank	300335
7	Recipient's account number	29	The recipient's account, and if the account length is less than 29 characters, the value is aligned to the left edge of the field. Missing characters are filled with spaces to the end of the field	UA213003350000026002548523689
8	Recipient's EDRPOU/TIN code	14	Recipient's EDRPOU code/TIN	20320320

№	Field name	Length	Field content	Example
10	Name of the recipient	40	Name of the recipient	"Company name" LLC
11	Payment type	2	Payment type	01
13	Payment number	10	Payment number	237
15	Payment amount in UAH	19	Payment amount in national currency (in kopecks)	10000
16	Payment amount in currency	19	Amount of payment in a currency other than hryvnia (in kopecks) when exporting a hryvnia account statement – field is missing	10000
17	Date of sending the payment by the payer's bank	8	Date of sending the payment by the payer's bank in the format YYYYMMDD	20191114
18	Time of sending the payment by the payer's bank	4	Time of sending the payment by the payer's bank in the format HHMM	1054
19	Date of receipt of payment by the recipient's bank	8	Date of receipt of the payment by the recipient's bank in the format YYYYMMDD	20191114
20	Time of receipt of payment by the recipient's bank	4	Time of receipt of the payment by the recipient's bank in the format YYYY	1057
21	Purpose of the payment	255	Purpose of the payment	Payment for services

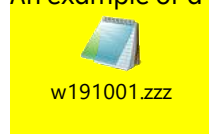
3.7. Structure of the export file in the Bank-Client format V2

When using this format, we recommend that you configure your browser to automatically save files to the appropriate directory.

Export files of statements in Bank-Client V2 format are text files with the extension *.zzz in CP-866 encoding. These files meet the following requirements:

- The file name has the form vYYMMDDDD.zzz for statements on a hryvnia account or wYYMMDD.zzz for statements on a foreign currency account, where:
 - v – permanent prefix of the file containing the hryvnia account statement;
 - w – permanent prefix of the file containing the statement of foreign currency account;
 - YYYYMMDD – date of the account transaction;
- The export file consists of an indefinite number of lines separated by the characters "0x0D 0x0A", the minimum number of lines is 1;
- All lines have the 0th qualifying field:
 - 0 – a balance sheet line that contains data on the customer account for which the statement was generated, as well as the amounts debited and credited to this account;
 - 1 – payment line, which provides detailed information on account transactions (may take the value "1+" - credit, "1-" - debit);
- For foreign currency accounts, the digital currency code of the transaction is indicated, for hryvnia accounts, the currency code is not indicated;
- All balance amounts in the export file are always positive numbers, indicated in kopecks. A negative or positive balance is specified in the "balance type" fields;
- A separate file is created for each day with the date in the header.

An example of a statement export file is shown below:



The requirements for the structure of the file in the Bank-Client format for the turnover and balance line are as follows:

№	Field name	Length	Field content	Example
1	Account number	29	The account for which the statement was generated, and if the account length is less than 29 characters, the value is aligned to the left edge of the field. Missing characters are filled with spaces to the end of the field	UA213003350000026002548523698
2	Currency code	4	Digital currency code. Not available in hryvnia statements. An insignificant character "0" is added before the currency code	0840
3	Date of the described movement on the account	8	Date of the described movement on the account in the format YYYYMMDD	20191114
4	Date of the previous movement on the account	8	Date of the previous movement on the account in the format YYYYMMDD	20191114
5	Balance at the beginning of the day in UAH	19	Balance at the beginning of the day in UAH, amount in kopecks	0
6	Balance at the beginning of the day in currency	19	Balance at the beginning of the day in currency, amount in kopecks. Not available in hryvnia statements	0
7	Type of balance at the beginning of the day	1	"+" - passive, "-" - active	+ or -
8	Number of documents that have been debited	6	Number of documents that have been debited	1
9	Amount of debit turnover	19	Amount of debit turnover in UAH (in kopecks)	40000
10	Amount of debit turnover in currency	19	Amount of debit turnover in currency (in kopecks)	40000
11	Number of documents that have been processed on credit	6	The number of documents that have been processed on credit	1
12	Amount of credit turnover	19	Amount of credit turnover (in kopecks)	25000
13	Amount of credit turnover in currency	19	Amount of credit turnover in currency (in kopecks)	25000
14	Balance at the end of the day	19	Balance at the end of the day (in kopecks)	15000
15	Balance at the end of the day in currency	19	Balance at the end of the day in currency (in kopecks)	15000
16	Type of balance at the end of the day	1	"+" - passive, "-" - active	+ or -

The requirements for the structure of the file in the Bank-Client format for the payment line are as follows:

№	Field name	Length	Field content	Example
1	Sign of payment	1	Indication of debit or credit payment ("-" - debit, "+" - credit)	+ or -

№	Field name	Length	Field content	Example
2	MFO of the payer's bank	9	MFO of the payer's bank	300335
3	Payer's account number	29	The payer's account, and if the account length is less than 29 characters, the value is aligned to the left edge of the field. Missing characters are filled with spaces to the end of the field	UA213003350000026002548523698
4	Payer's EDRPOU code / TIN	14	Payer's EDRPOU code/TIN	2536894123
5	Name of the payer	140	Name of the payer	"Company name" LLC
6	MFO of the recipient's bank	9	MFO of the recipient's bank	300335
7	Recipient's account number	29	The recipient's account, and if the account length is less than 29 characters, the value is aligned to the left edge of the field. Missing characters are filled with spaces to the end of the field	UA213003350000026002548523689
8	Recipient's EDRPOU/TIN code	14	Recipient's EDRPOU code/TIN	20320320
10	Name of the recipient	140	Name of the recipient	"Company name" LLC
11	Payment type	2	Payment type	01
13	Payment number	35	Payment number	237
15	Payment amount in UAH	19	Payment amount in national currency (in kopecks)	10000
16	Payment amount in currency	19	Amount of payment in a currency other than hryvnia (in kopecks) when exporting a hryvnia account statement – field is missing	10000
17	Date of sending the payment by the payer's bank	8	Date of sending the payment by the payer's bank in the format YYYYMMDD	20191114
18	Time of sending the payment by the payer's bank	4	Time of sending the payment by the payer's bank in the format HHMM	1054
19	Date of receipt of payment by the recipient's bank	8	Date of receipt of the payment by the recipient's bank in the format YYYYMMDD	20191114
20	Time of receipt of payment by the recipient's bank	4	Time of receipt of the payment by the recipient's bank in the format YYYY	1057
21	Purpose of the payment	420	Purpose of the payment	Payment for services

3.8. Structure of the export file in CSV

CSV export files are text files with the extension *.csv in the CP-1251 encoding. These files must meet the following requirements:

- Each transaction follows the specified structure and starts on a new line;
- Each line consists of fields separated by a ";" character;
- The file contains field names;
- Each field has a specific sequence number in the structure used in the format description. The numbering starts with "1" – the serial number of the service field;
- Optional fields may be left blank. In this case, empty parameter values will be listed with separators;

- Fields containing a character that is used in the format as a separator are delimited at the beginning and end by double quotes;
- Fields containing double quotes are delimited at the beginning and end by double quotes, and the quotes themselves are additionally enclosed in double quotes.

An example of an export file is shown below:



export.csv

The requirements for the structure of a CSV file are as follows:



Nº	Field name	Length	Field content	Example
1	EDRPOU	10	Customer EDRPOU code/TIN	2536894123
2	MFO	6	MFO of the customer Bank	300335
3	Account type	29	Customer account number	UA213003350000026002548523698
4	Currency	3	Symbolic code of the customer currency	UAH
5	Date of the transaction	16	Date and time of the transaction in the format DD.MM.YYYY HH:MM	14.11.2019 10:57
6	Transaction code	7	Currency transaction code	VO01010
7	MFO of the bank	6	MFO of the correspondent bank	300335
8	Name of the bank	40	Name of the correspondent bank	RAIFFEISEN BANK JSC IN KYIV
9	Correspondent's account	40	Correspondent's account number	UA213003350000026002548523689
10	Correspondent's EDRPOU	10	Correspondent's EDRPOU code/TIN	20320320
11	Correspondent	40	Name of the correspondent	"Company name" LLC
12	Document number	10	Document number	237
13	Date of the document	10	Date of the document in the format DD.MM.YYYY	14.11.2019
14	Debit	12	Amount of debit transaction	100.11
15	Credit	12	Amount of credit transaction	100.11
16	Purpose of the payment	160	Purpose of the payment	Payment for services
17	Hryvnia coverage	12	Coverage in national currency for foreign currency transactions. Not to be filled in for hryvnia transactions	0.00

4. Import of SWIFT payments

4.1. Import of foreign currency payments

In order for the payment order to be sent to the Bank for processing, the application and all attached documents must be signed by all signature groups.

If not all attached documents have been signed by all required signature groups, they can be signed on the

"DOCUMENT PACKAGE" tab using the function  Підписати in the quick actions menu for this attachment .

Package details



Document type	Document status	Document	Number	Date	
<input type="checkbox"/> Currency agreement	New	Dokumenty-1.png	45461	01.03.2023	⋮

Show by 10 20 50 100

In Raiffeisen Business Online System, users can import foreign currency payment instructions from outside the bank. You can import files of the following formats:

- TXT;
- XML;
- CSV.

Requirements to the file structure depending on the format are described below.

To import payment instructions in currency, go to the menu section "Currency transactions" -> "Payments" and press



In the form that opens, you can import currency instructions:

- By importing a single file or several files from a directory;
- By importing a directory that may contain several files.

To cancel the import of documents, press



Import of documents
✕

Select files

UPLOAD FILE OR FILE LIST
UPLOAD DIRECTORY

Select files
📎

ⓘ The size of the imported files should not exceed 3 MB

CONTINUE

To import, select the tab:

- "Upload file or list of files", or
- "Upload a directory",

press the button and select the required file/several files from the directory or directory with files, press SAVE. The System will perform the process of reading and checking for compliance with the format and structure of each file, as well as validating each individual document in the file.


After processing the files, the System will generate a report with the import results, which will indicate the number of successfully imported files and the number of files containing an error.

To view the details of the report on the import results of each individual document in the file, expand the list on the form or download the report to your device by pressing 📄 DOWNLOAD.

The following file import statuses are possible:

- Import completed successfully – the file structure meets the requirements, all documents in the file were validated without errors;
- Import is partially completed – the file structure meets the requirements, with at least one document in the file being validated without errors and at least one with an error;
- Import of documents is complete – the file structure meets the requirements, all documents in the file have been validated with an error;
- File skipped – the file structure does not meet the requirements.

✕
Import of documents



Import of documents completed

A report was generated. You can download it, or see the details by expanding the list.

Successfully **0** Files
 Partly **1** File
 With an error **0** Files
 Missed **0** Files

IMPORT REPORT

^ ImportReport100320231311	<input type="button" value="DOWNLOAD"/>
^ Test import iBank2.RBO.txt (1 from 2) Import partially completed	
Payment order №118 1 100 022,35 UAH	Successfully
^ Payment order № - 1 100 022,35 UAH	Unsuccessfully

Date

The document date can't be less than 08.02.2023

To finish, press  or .

As a result, for all documents of the imported file or files, or for all files of the imported directory, with the import status "Successful", payment instructions in the status "New" will be created in the System.

4.2. File requirements for importing in TXT

- TXT files for importing payment orders are text files with any extension in CP-1251 (Windows) encoding. A file of this format can have any name and extension.
- One file may contain several payment instructions. Each subsequent document must follow the specified structure and be separated from the previous document by a blank line;
- Regardless of the number of documents in the file, the Content-Type=doc/ua_payment line must be present before the first record, followed by an empty line;
- Each line must consist of fields separated by a new line;
- Optional fields may be left blank.

An example of an import file is given below:

```
Content-Type=doc/ua_currency_payment

DATE_DOC=
NUM_DOC=
CLN_BNK_MFO=300335
CLN_BNK_BIC=AVALUAUK
CLN_EMPLOYEE_FIO=
CLN_EMPLOYEE_PHONE=
CLN_OKPO=85201254
AMOUNT =UA623003350000026009876123456
AMOUNT=1200.99
AMOUNT_CURRENCY=EUR
CURRENCY_DATE=
INTERMED_BNK_NAME=
INTERMED_BNK_BIC=AVALUAUK
INTERMED_BNK_COUNTRY_CODE=
INTERMED_BNK_COUNTRY=
INTERMED_BNK_CITY=
```

INTERMED_BNK_ADDR=
 INTERMED_BNK_KLIR_KOD_TYPE=AT
 INTERMED_BNK_KLIR_KOD=12345
 RCPT_BNK_NAME=
 RCPT_BNK_BIC=AVALUAUK
 RCPT_BNK_ACCOUNT=26302365785201
 RCPT_BNK_COUNTRY_CODE=804
 RCPT_BNK_COUNTRY=
 RCPT_BNK_CITY=
 RCPT_BNK_ADDR=
 RCPT_BNK_KLIR_KOD_TYPE=AT
 RCPT_BNK_KLIR_KOD=12345
 RCPT_NAME=Company Name
 RCPT_ACCOUNT=3255201236985
 RCPT_BNK_IBAN=
 RCPT_COUNTRY_CODE=826
 RCPT_COUNTRY=
 RCPT_CITY=London
 RCPT_ADDRESS=
 RCPT_BLDGNB=24
 RCPT_STRTNM=Street Name
 RCPT_PSTCD=65487
 RCPT_RESIDENT=
 PAYMENT_DETAILS=Details
 EXPENSE_TYPE=at payer's account (OUR)
 EXPENSE_ACCOUNT=UA523003350000026009632012548
 COST=Purchased currency
 PAYMENT_ADDED_INFO=
 OPCODE=1111

Requirements for the structure of the TXT file (CP-1251) are as follows:

Nº	Field name	Type	Obligatory	Length	Field content
1	DATE_DOC	Date	No	10	Payment document date in the format DD.MM.YYYY If the parameter is absent or empty, the current date will be specified.
2	NUM_DOC	Text	No	Up to 10	Payment document number If the parameter is missing or empty, it will be filled in according to the automatic numbering.
3	CLN_BNK_MFO	Numeric	No	Up to 6	MFO of the payer's bank. If the account is in IBAN format, the field is not required.
4	CLN_BNK_NAME	Text	No	Up to 40	The data is filled in according to the specified MFO.
5	CLN_BNK_BIC_TYPE	Numeric	No	Up to 8	Automatically filled with the SWIFT value.
6	CLN_BNK_BIC	Numeric	No	Up to 11	Identification code of the payer's bank.
7	CLN_BNK_COUNTRY	Text	No	Up to 70	Country of the payer's bank. Filled in automatically by the specified MFO.
8	CLN_BNK_CITY	Text	No	Up to 70	City of the payer's bank. Filled in automatically for the specified MFO.
9	CLN_BNK_ADDR	Text	No	Up to 35	Address of the payer's bank.
10	CLN_NAME	Text	No	Up to 40	Name of the payer. The data is filled in automatically from the customer data.
11	CLN_OKPO	Numeric	No	Up to 10	Payer's EDRPOU code. The data is filled in automatically from the customer data.

№	Field name	Type	Obligatory	Length	Field content
12	CLN_COUNTRY	Text	No	Up to 70	Country of the payer. The data is filled in automatically from the customer data.
13	CLN_CITY	Text	No	Up to 70	City of the payer. The data is filled in automatically from the customer data.
14	CLN_ADDR	Text	No	Up to 100	Address of the payer. The data is filled in automatically from the customer data.
15	CLN_RESIDENT	Numeric	No	1	Indication of the payer's residence. The data is filled in automatically from the customer data.
16	CLN_EMPLOYEE_FIO	Text	No	Up to 200	Name of the responsible employee of the payer.
17	CLN_EMPLOYEE_PHONE	Numeric	No	Up to 13	Contact phone number of the responsible employee.
18	CLN_ACCOUNT	Numeric	Yes	Up to 29	Payer's currency account.
19	AMOUNT	Numeric	Yes	Up to 12	Document amount The parameter contains 10 characters before the separator and 2 characters after. The separator between the integer and fractional parts is "."
20	AMOUNT_CURRENCY	Text	Yes	Up to 3	Alphabetic code of the account currency.
21	AMOUNT_CURRENCY_CODE	Numeric	No	Up to 3	Digital code of the payment currency.
22	CURRENCY_DATE	Numeric	No	Up to 10	Date of value in the format DD.MM.YYYY
23	INTERMED_BNK_NAME	Text	No	Up to 105	Name of the intermediary bank. Required field if the INTERMED_BNK_BIC field is filled in. Automatically filled with information about the bank from the SWIFT directory if the INTERMED_BNK_BIC field is filled in the import file.
24	INTERMED_BNK_BIC_TYPE	Text	No	Up to 8	Type of identification code of the intermediary bank. Filled in automatically with the SWIFT value.
25	INTERMED_BNK_BIC	Numeric	No	Up to 11	Identification code of the intermediary's bank. Checked against the SWIFT reference, the field is required if RCPT_BNK_ACCOUNT is filled in and INTERMED_BNK_KLIR_KOD_TYPE is not filled in.
26	INTERMED_BNK_COUNTRY_CODE	Numeric	No	Up to 3	Transit digital country code of the intermediary bank. Filled automatically from the bank information in the SWIFT directory if the INTERMED_BNK_BIC field is filled in the import file. The field is optional, it is checked for availability in the country directory if INTERMED_BNK_BIC is not present in the import file.
27	INTERMED_BNK_CITY	Text	No	Up to 35	City of the intermediary bank. Filled in automatically from the bank information in the SWIFT directory if the INTERMED_BNK_BIC field is filled in the import file.
28	INTERMED_BNK_ADDRESS	Text	No	Up to 35	Address of the intermediary bank. Filled automatically from the bank information in the SWIFT directory if the INTERMED_BNK_BIC field is filled in the import file.

№	Field name	Type	Obligatory	Length	Field content
29	INTERMED_BNK_KLIR_KOD_TYPE	Numeric	No	Up to 2	Type of the clearing code of the intermediary bank. The field is required if the RCPT_BNK_ACCOUNT field is filled in the import file and the INTERMED_BNK_BIC field is not filled in. The available values are described in the following table.
28	INTERMED_BNK_KLIR_KOD	Text	No	Up to 14 (see next table)	Clearing code of the intermediary bank. The field is required if the INTERMED_BNK_KLIR_KOD_TYPE field is filled in the import file.
29	RCPT_BNK_NAME	Text	No	Up to 105	Name of the beneficiary bank. Filled in automatically from the bank information in the SWIFT directory if the RCPT_BNK_BIC field is filled in the import file. The field is required if the RCPT_BNK_BIC field is not filled in the import file.
30	RCPT_BNK_BIC_TYPE	Text	No	Up to 8	Type of the identification code of the beneficiary bank. Filled in automatically with the SWIFT value.
31	RCPT_BNK_BIC	Numeric	No	Up to 11	Identification code of the beneficiary bank.
32	RCPT_BNK_ACCOUNT	Numeric	No	Up to 34	Account number of the beneficiary bank. Required if the RCPT_BNK_KLIR_KOD and RCPT_BNK_BIC fields are not filled in the import file.
33	RCPT_BNK_COUNTRY	Text	No	Up to 70	Country of the beneficiary bank. Filled with bank information from the SWIFT directory if the RCPT_BNK_BIC field is filled in the import file or with country information from the country directory if the RCPT_BNK_COUNTRY_CODE field is filled in the import file.
34	RCPT_BNK_COUNTRY_CODE	Numeric	No	Up to 3	Transit digital country code of the beneficiary country. It is filled with information about the bank from the SWIFT directory if the RCPT_BNK_BIC field is filled in the import file.
35	RCPT_BNK_CITY	Text	No	Up to 35	City of the beneficiary bank. Filled with information about the bank from the SWIFT directory if the RCPT_BNK_BIC field is filled in the import file. Required if the RCPT_BNK_BIC field is not filled in the import file.
36	RCPT_BNK_ADDR	Text	No	Up to 35	Address of the beneficiary bank. Filled with information about the bank from the SWIFT directory if the RCPT_BNK_BIC field is filled in the import file. Optional if the RCPT_BNK_BIC field is not filled in the import file.
37	RCPT_BNK_KLIR_KOD_TYPE	Text	No	Up to 2	Type of clearing code of the beneficiary bank. The field is not required. Possible values: "AT", "AU", "BL", "CC", "CH", "CN", "CP", "ES", "FW", "GR", "HK", "IE", "IN", "IT", "PL", "PT", "SC", "SW".
38	RCPT_BNK_KLIR_KOD	Text	No	Up to 14 (see next table)	Clearing code of the beneficiary bank. The field is required only if the RCPT_BNK_KLIR_KOD_TYPE field is filled in the import file. The field length depends on

Nº	Field name	Type	Obligatory	Length	Field content
					the value of the RCPT_BNK_KLIR_KOD_TYPE field.
39	RCPT_NAME	Text	Yes	Up to 105	Name of the beneficiary.
40	RCPT_OKPO	Numeric	No	Up to 10	Displayed only if the country 804 Ukraine is selected.
41	RCPT_ACCOUNT	Numeric	Yes	Up to 34	Beneficiary account number.
42	RCPT_BNK_IBAN	Numeric	No	Up to 34	IBAN of the beneficiary.
43	RCPT_COUNTRY	Text	No	Up to 70	Country of the beneficiary. The field is filled in automatically from the country directory.
44	RCPT_COUNTRY_CODE	Numeric	Yes	Up to 3	Transit digital code of the beneficiary country.
45	RCPT_CITY	Text	Yes	Up to 33	City of the beneficiary.
46	RCPT_ADDRESS	Text	No	Up to 33	* Beneficiary address, this field is ignored if one of the fields is filled: RCPT_BLDGNB, RCPT_STRTNM, RCPT_PSTCD
47	RCPT_BLDGNB	Text	No	Up to 16	Beneficiary's building number.
48	RCPT_STRTNM	Text	No	Up to 70	Beneficiary street name.
49	RCPT_PSTCD	Text	No	Up to 16	Beneficiary index.
50	RCPT_RESIDENT	Numeric	No	1	Residence of the beneficiary. Required only if 804 is specified in the RCPT_COUNTRY_CODE field. The value 0 is not a resident, the value 1 is a resident.
51	RCPT_INN	Numeric	No	Up to 12	TIN of the beneficiary. Not to be filled.
52	RCPT_KPP	Numeric	No	Up to 9	Beneficiary KPP. Not to be filled.
53	PAYMENT_DETAILS	Numeric	Yes	Up to 135	Purpose of the payment The field length is 135 characters.
54	EXPENSE_TYPE	Text	Yes	Up to 80	Options for paying fees. The values can be "at the expense of the payer (OUR)", "at the expense of the beneficiary (BEN)", "at the expense of the payer and the beneficiary (SHA)" or three characters: OUR, BEN, SHA.
55	EXPENSE_ACCOUNT	Numeric	Yes	Up to 29	Account for debiting the commission. Required for EXPENSE_TYPE OUR, SHA. Not required for BEN.
56	COST	Text	Yes	Up to 80	What funds were used to make the payment. Possible values: "Purchased currency" and "Own/partially owned funds".
57	PAYMENT_ADDED_INFO	Text	No	Up to 192	Additional information. The field length is 192 characters.
58	OPCODE	Numeric	No	Up to 4	Transaction code
59	COMMENT	Text	No	Up to 500	Additional comment to the document

Clearing codes

Name of the clearing code	Code type	Number of characters	Field type
Austrian Bankleitzahl	AT	5	Numeric format.
Australian Bank State Branch (BSB) Code	AU	6	Numeric format.
German Bankleitzahl (BLZ)	BL	8	Numeric format.
Canadian Payments Association Payment Routing Number	CC	9	Numeric format.
CHIPS Universal Identifier	CH	6	Numeric format.

China National Advanced Payment System (CNAPS) Code	CN	12-14	Numeric format.
CHIPS Participant Identifier	CP	4	Numeric format.
Spanish Domestic Interbanking Code	ES	8 or 9	Numeric format.
Fedwire Routing Number	FW	9	Numeric format.
HEBIC (Hellenic Bank Identification Code)	GR	7	Numeric format.
Bank Code of Hong Kong	HK	3	Numeric format.
Irish National Clearing Code (NSC)	IE	6	Numeric format.
Indian Financial System Code (IFSC)	IN	11	Text field.
Italian Domestic Identification Code	IT	10	Numeric format.
Polish National Clearing Code (KNR)	PL	8	Numeric format.
Portuguese National Clearing Code	PT	8	Numeric format.
UK Domestic Sort Code	SC	6	Numeric format.
Swiss Clearing Code (BC code)	SW*	3-5	Numeric format.
Swiss Clearing Code (SIC code)	SW*	6	Numeric format.
New Zealand National Clearing Code	NZ	6	Numeric format.
South African National Clearing Code	ZA	6	Numeric format.

4.3. File requirements for importing in CSV

- A CSV file can have any name when imported.
- One file can contain several payment instructions. Each subsequent document must follow the specified structure and start on a new line;
- Each line must consist of fields separated by a ";" character;
- Each field has a specific sequence number in the structure used in the format description. The numbering starts with "1" - the serial number of the service field;
- Optional fields may be left blank. In this case, empty parameter values will be listed with separators;
- Import is possible:
 - with parameter values with headers,
 - with parameter values without headers, written through a separator.

Examples of import files with foreign currency payment instructions are given below:

```

TYPE;DATE;NUM;CLN_BNK_BIC;CLN_EDRPOU;CLN_EMPLOYEE;CLN_EMPLOYEE_PHONE;CLN_ACCOUNT;AMOUNT;AMOUNT_CURRENCY;AMOUNT_CURRENCY_CODE;CURRENCY_DATE;INTERMED_BNK_NAME;INTERMED_BNK_BIC_TYPE;INTERMED_BNK_BIC;INTERMED_BNK_COUNTRY;INTERMED_BNK_COUNTRY_CODE;INTERMED_BNK_CITY;INTERMED_BNK_ADDRESS;INTERMED_BNK_KLIR_KOD_TYPE;INTERMED_BNK_KLIR_KOD;RCPT_BNK_NAME;RCPT_BNK_BIC_TYPE;RCPT_BNK_BIC;RCPT_BNK_ACCOUNT;RCPT_BNK_COUNTRY;RCPT_BNK_COUNTRY_CODE;RCPT_BNK_CITY;RCPT_BNK_ADDRESS;RCPT_BNK_KLIR_KOD_TYPE;RCPT_BNK_KLIR_KOD;RCPT_NAME;RCPT_EDRPOU;RCPT_ACCOUNT;RCPT_BNK_IBAN;RCPT_COUNTRY;RCPT_COUNTRY_CODE;RCPT_CITY;RCPT_ADDRESS; RCPT_BLDGNB;RCPT_STRTNM;RCPT_PSTCD;RCPT_RESIDENT;RCPT_INN;RCPT_KPP;PAYMENT_DETAILS;EXPENSE_TYPE;EXPENSE_ACCOUNT;COST;PAYMENT_ADDED_INFO;OPCODE;COMMENT

3;10.10.2019;1;;;UA62300335000002600111111111;10000.00;USD;;;AVALUAUK;;;;;AT;12345;;AVALUAUK;26300000000000;;804;;;AT;12345;Company Name;;1234567899;32600000000000000000;;826;London;;12;Street Name;65478;;;Payment for Parts for the Terminator;at the cost of the payer (OUR);UA5230033500000260022222222222;;purchased currency;;1111;
    
```

The requirements for the structure of a CSV file are as follows:

Nº	Field name	Type	Obligatory	Length	Field content
1	TYPE	Numeric	Yes	1	Document type

№	Field name	Type	Obligatory	Length	Field content
					For SWIFT always takes the value "3"
2	DATE	Text	No	10	Date of the document in the format DDMMYYYY. If the parameter is absent or empty, the current date will be specified.
3	NUM	Numeric	No	10	Document number. If the parameter is missing or empty, automatic numbering will be specified.
4	CLN_BNK_BIC	Numeric	No	11	Identification code of the payer's bank.
5	CLN_EDRPOU	Numeric	No	10	The payer's EDRPOU code. The data is filled in automatically from the customer data.
6	CLN_EMPLOYEE	Text	No	100	Full name of the responsible employee of the payer.
7	CLN_EMPLOYEE_PHONE	Numeric	No	13	Contact phone number of the responsible employee of the payer.
8	CLN_ACCOUNT	Numeric	Yes	29	Payer's foreign currency account. If the account consists of 29 characters in IBAN format, the field "MFO of the payer's bank" is optional.
9	AMOUNT	Numeric	Yes	Up to 12	Document amount The parameter contains 10 characters before the separator and 2 characters after. The separator between the integer and fractional parts is "."
10	AMOUNT_CURRENCY	Text	Yes	Up to 3	Alphabetic code of the account currency.
11	AMOUNT_CURRENCY_CODE	Numeric	No	Up to 3	Digital code of the payment currency.
12	CURRENCY_DATE	Numeric	No	Up to 10	Value date in the format DD.MM.YYYY
13	INTERMED_BNK_NAME	Text	No	Up to 105	Name of the intermediary bank. Required field if the "Intermediary bank SWIFT" field is filled in. Automatically filled with information about the bank from the SWIFT directory if the "SWIFT of the intermediary bank" field is filled in the import file.
14	INTERMED_BNK_BIC_TYPE	Text	No	Up to 11	Identification code of the intermediary bank. It is checked in the SWIFT directory, the field is required if the "Beneficiary bank account" is filled in and the "Intermediary bank clearing code type" is not filled in.
15	INTERMED_BNK_BIC	Numeric	No	Up to 3	Transit country code of the intermediary bank. Filled in automatically from the bank information in the SWIFT directory if the "SWIFT of the intermediary bank" field is filled in the import file. The field is optional, it is checked for availability in the country directory if the "SWIFT of the intermediary bank" field is not present in the import file.
16	INTERMED_BNK_COUNTRY	Text	No	Up to 70	Country of the intermediary's bank. Filled in automatically from the bank information in the SWIFT directory if the field is filled in the import file. Filled in automatically from the bank information in the SWIFT directory, or from the country information in the country directory if the INTERMED_BNK_COUNTRY_CODE field is filled in.

№	Field name	Type	Obligatory	Length	Field content
17	INTERMED_BNK_COUNTRY_CODE	Numeric	No	Up to 3	Transit digital country code of the intermediary bank. Filled automatically from the bank information in the SWIFT directory if the INTERMED_BNK_BIC field is filled in the import file. The field is optional, it is checked for availability in the country directory if INTERMED_BNK_BIC is not present in the import file.
18	INTERMED_BNK_CITY	Text	No	Up to 35	City of the intermediary bank. It is filled in automatically from the bank information in the SWIFT directory if the "SWIFT of the intermediary bank" field is filled in the import file.
19	INTERMED_BNK_ADDRESS	Text	No	Up to 35	Address of the intermediary bank. It is filled in automatically from the bank information in the SWIFT directory if the "SWIFT of the intermediary bank" field is filled in the import file.
20	INTERMED_BNK_KLIR_KOD_TYPE	Numeric	No	Up to 2	Type of the intermediary bank's clearing code. The field is required if the "Beneficiary bank account" field is filled in the import file and the "SWIFT of the intermediary bank" field is not filled in. Available values are described in the previous table (Clearing codes).
21	INTERMED_BNK_KLIR_KOD	Text	No	Up to 14 (see Clearing codes table)	Clearing code of the intermediary bank. The field is required if the "Intermediary bank clearing code type" field is filled in the import file.
22	RCPT_BNK_NAME	Text	No	Up to 105	Name of the beneficiary bank. Filled in automatically from the bank information in the SWIFT directory if the "SWIFT of the beneficiary bank" field is filled in the import file. The field is required if the "SWIFT of the beneficiary bank" field is not filled in the import file.
23	RCPT_BNK_BIC_TYPE	Text	No	Up to 8	Type of the identification code of the beneficiary bank. Filled in automatically with the SWIFT value.
24	RCPT_BNK_BIC	Numeric	No	Up to 11	Identification code of the beneficiary bank.
25	RCPT_BNK_ACCOUNT	Numeric	No	Up to 34	Account number of the beneficiary bank. Required if the fields "Beneficiary bank clearing code" and "Beneficiary bank SWIFT" are not filled in the import file.
26	RCPT_BNK_COUNTRY	Text	No	Up to 70	Country of the beneficiary bank. It is filled with information about the bank from the SWIFT directory if the field "SWIFT of the beneficiary bank" is filled in the import file or from information about the country from the country directory if the field "Country code of the beneficiary bank" is filled in the import file.
27	RCPT_BNK_COUNTRY_CODE	Numeric	No	Up to 3	Transit digital country code of the beneficiary. It is filled with information about the bank from the SWIFT directory if

№	Field name	Type	Obligatory	Length	Field content
					the field "SWIFT of the beneficiary bank" is filled in the import file.
28	RCPT_BNK_CITY	Text	No	Up to 35	City of the beneficiary bank. Filled in with information about the bank from the SWIFT directory if the SWIFT field of the beneficiary bank is filled in the import file. Required if the SWIFT field of the beneficiary bank is not filled in the import file.
29	RCPT_BNK_ADDRESS	Text	No	Up to 35	Address of the beneficiary bank. Filled with information about the bank from the SWIFT directory if the "SWIFT of the beneficiary bank" field is filled in the import file. Optional if the "SWIFT of the beneficiary bank" field is not filled in the import file.
30	RCPT_BNK_KLIR_KOD_TYPE	Text	No	Up to 2	Type of clearing code of the beneficiary bank. The field is not required. Possible values: "AT", "AU", "BL", "CC", "CH", "CN", "CP", "ES", "FW", "GR", "HK", "IE", "IN", "IT", "PL", "PT", "SC", "SW".
31	RCPT_BNK_KLIR_KOD	Text	No	Up to 14 (see Clearing codes table)	Clearing code of the beneficiary bank. The field is required only if the "Beneficiary bank clearing code type" field is filled in the import file. The field length depends on the value of the "Beneficiary bank clearing code type" field.
32	RCPT_NAME	Text	Yes	Up to 105	Name of the beneficiary.
33	RCPT_EDRPOU	Numeric	No	Up to 10	Displayed only if the country 804 Ukraine is selected.
34	RCPT_ACCOUNT	Numeric	Yes	Up to 34	Beneficiary account number.
35	RCPT_BNK_IBAN	Numeric	No	Up to 34	IBAN of the beneficiary.
36	RCPT_COUNTRY	Text	No	Up to 70	Country of the beneficiary. The field is filled in automatically from the country directory.
37	RCPT_COUNTRY_CODE	Numeric	Yes	Up to 3	Transit digital code of the beneficiary country.
38	RCPT_CITY	Text	Yes	Up to 33	City of the beneficiary.
39	RCPT_ADDRESS	Text	No	Up to 33	* Beneficiary address, this field is ignored if one of the fields is filled: RCPT_BLDGNB, RCPT_STRTNM, RCPT_PSTCD
40	RCPT_BLDGNB	Text	No	Up to 16	Beneficiary's building number.
41	RCPT_STRTNM	Text	No	Up to 70	Beneficiary street name.
42	RCPT_PSTCD	Text	No	Up to 16	Beneficiary index.

№	Field name	Type	Obligatory	Length	Field content
43	RCPT_RESIDENT	Numeric	No	1	Residence of the beneficiary. Required only if the field "Beneficiary country code" contains 804. The value 0 is a non-resident, the value 1 is a resident.
44	RCPT_INN	Numeric	No	Up to 12	TIN of the beneficiary. Not field.
45	RCPT_KPP	Numeric	No	Up to 9	Beneficiary KPP. Not field.
46	PAYMENT_DETAILS	Numeric	Yes	Up to 135	Purpose of the payment. The field length is 135 characters.
47	EXPENSE_TYPE	Text	Yes	Up to 80	Options for paying commissions. The values can be "at the expense of the payer (OUR)", "at the expense of the beneficiary (BEN)", "at the expense of the payer and the beneficiary (SHA)" or three characters: OUR, BEN, SHA.
48	EXPENSE_ACCOUNT	Numeric	Yes	Up to 29	Account for debiting the commission. Required for EXPENSE_TYPE OUR, SHA. Not required for BEN.
49	COST	Text	Yes	Up to 28	The funds used to generate the payment. Possible values: "Purchased currency" and "Own/partially owned funds".
50	PAYMENT_ADDITIONAL_INFO	Text	No	Up to 192	Additional information. The field length is 192 characters.
51	OPCODE	Numeric	No	Up to 4	Transaction code
52	COMMENT	Text	No	Up to 500	Additional comment to the document

4.4. File requirements for importing in XML

Files for importing payment instructions in XML format – text files with the *.xml extension in any encoding. These files must meet the following requirements:

- One file may contain several payment instructions separated by the following tags:
 - < CURRENCY_PAYMENT > - tag to indicate the beginning of the document,
 - </ CURRENCY_PAYMENT > - tag to indicate the end of the document;
- Encoding information should be contained in the declaration of the xml file;
- Fields must be separated according to the rules of XML file generation;
- Optional fields may be left blank.

An example of an import file in xml format is given below

```
?xml version ="1.0" encoding ="UTF-8"?>
<Datapacket>
<CURRENCY_PAYMENT>
  <DATE_DOC>03.11.2020</DATE_DOC>
  <NUM_DOC>1133</NUM_DOC>
  <CLN_BNK_MFO></CLN_BNK_MFO>
  <CLN_BNK_NAME>AAA1</CLN_BNK_NAME>
  <CLN_BNK_BIC_TYPE></CLN_BNK_BIC_TYPE>
  <CLN_BNK_BIC></CLN_BNK_BIC>
  <CLN_BNK_COUNTRY></CLN_BNK_COUNTRY>
  <CLN_BNK_CITY></CLN_BNK_CITY>
```

```

<CLN_BNK_ADDRESS></CLN_BNK_ADDRESS>
<CLN_NAME></CLN_NAME>
<CLN_EDRPOU>38307757</CLN_EDRPOU>
<CLN_COUNTRY></CLN_COUNTRY>
<CLN_CITY></CLN_CITY>
<CLN_ADDRESS></CLN_ADDRESS>
<CLN_RESIDENT></CLN_RESIDENT>
<CLN_EMPLOYEE_FIO></CLN_EMPLOYEE_FIO>
<CLN_EMPLOYEE_PHONE></CLN_EMPLOYEE_PHONE>
<CLN_ACCOUNT>UA923808050000000026000440798</CLN_ACCOUNT>
<AMOUNT>10</AMOUNT>
<AMOUNT_CURRENCY>USD</AMOUNT_CURRENCY>
<AMOUNT_CURRENCY_CODE></AMOUNT_CURRENCY_CODE>
<CURRENCY_DATE></CURRENCY_DATE>
<INTERMED_BNK_NAME>CITI Bank</INTERMED_BNK_NAME>
<INTERMED_BNK_BIC_TYPE></INTERMED_BNK_BIC_TYPE>
<INTERMED_BNK_BIC></INTERMED_BNK_BIC>
<INTERMED_BNK_COUNTRY></INTERMED_BNK_COUNTRY>
<INTERMED_BNK_COUNTRY_CODE>840</INTERMED_BNK_COUNTRY_CODE>
<INTERMED_BNK_CITY>KIEV</INTERMED_BNK_CITY>
<INTERMED_BNK_ADDRESS>Degtiarivska 50</INTERMED_BNK_ADDRESS>
<INTERMED_BNK_KLIR_KOD_TYPE></INTERMED_BNK_KLIR_KOD_TYPE>
<INTERMED_BNK_KLIR_KOD>10901694</INTERMED_BNK_KLIR_KOD>
<RCPT_BNK_NAME>Santander Bank Polska S.A.</RCPT_BNK_NAME>
<RCPT_BNK_BIC_TYPE></RCPT_BNK_BIC_TYPE>
<RCPT_BNK_BIC>BPKOPLPW</RCPT_BNK_BIC>
<RCPT_BNK_ACCOUNT></RCPT_BNK_ACCOUNT>
<RCPT_BNK_COUNTRY>POLAND</RCPT_BNK_COUNTRY>
<RCPT_BNK_COUNTRY_CODE>804</RCPT_BNK_COUNTRY_CODE>
<RCPT_BNK_CITY>WARSAW</RCPT_BNK_CITY>
<RCPT_BNK_ADDRESS>ul. Krakowskie Przedmiescie 37</RCPT_BNK_ADDRESS>
<RCPT_BNK_KLIR_KOD_TYPE></RCPT_BNK_KLIR_KOD_TYPE>
<RCPT_BNK_KLIR_KOD></RCPT_BNK_KLIR_KOD>
<RCPT_NAME>KARAPUZ LTD</RCPT_NAME>
<RCPT_EDRPOU>1234512345</RCPT_EDRPOU>
<RCPT_ACCOUNT>PL06109016940000000117716635</RCPT_ACCOUNT>
<RCPT_BNK_IBAN></RCPT_BNK_IBAN>
<RCPT_COUNTRY>POLAND</RCPT_COUNTRY>
<RCPT_COUNTRY_CODE>616</RCPT_COUNTRY_CODE>
<RCPT_CITY>17-300 Siemiatycze</RCPT_CITY>
<RCPT_ADDRESS>Ukrainska str., 777</RCPT_ADDRESS>
<RCPT_RESIDENT></RCPT_RESIDENT>
<RCPT_INN></RCPT_INN>
<RCPT_KPP></RCPT_KPP>
<PAYMENT_DETAILS>PAYMENT FOR FROZ VEG, CONTR. 123456748/11-22-PL FROM 01.01.2019. INVOICE
E7654321, FROM 01.01.19. MD 123456, FROM 01.01.2019.</PAYMENT_DETAILS>
<EXPENSE_TYPE>SHA</EXPENSE_TYPE>
<EXPENSE_ACCOUNT>UA523808050000000026005440801</EXPENSE_ACCOUNT>
<COST>Purchased currency</COST>
<PAYMENT_ADDED_INFO>PAYMENT_ADDED_INFO</PAYMENT_ADDED_INFO>
<OPCODE>1243</OPCODE>
<COMMENT>COM123</COMMENT>
</CURRENCY_PAYMENT>
<CURRENCY_PAYMENT>
<DATE_DOC>03.11.2020</DATE_DOC>
<NUM_DOC>1133</NUM_DOC>
<CLN_BNK_MFO></CLN_BNK_MFO>
<CLN_BNK_NAME>AAA1</CLN_BNK_NAME>
<CLN_BNK_BIC_TYPE></CLN_BNK_BIC_TYPE>

```

```

<CLN_BNK_BIC></CLN_BNK_BIC>
<CLN_BNK_COUNTRY></CLN_BNK_COUNTRY>
<CLN_BNK_CITY></CLN_BNK_CITY>
<CLN_BNK_ADDRESS></CLN_BNK_ADDRESS>
<CLN_NAME></CLN_NAME>
<CLN_EDRPOU>38307757</CLN_EDRPOU>
<CLN_COUNTRY></CLN_COUNTRY>
<CLN_CITY></CLN_CITY>
<CLN_ADDRESS></CLN_ADDRESS>
<CLN_RESIDENT></CLN_RESIDENT>
<CLN_EMPLOYEE_FIO></CLN_EMPLOYEE_FIO>
<CLN_EMPLOYEE_PHONE></CLN_EMPLOYEE_PHONE>
<CLN_ACCOUNT>UA923808050000000026000440798</CLN_ACCOUNT>
<AMOUNT>10</AMOUNT>
<AMOUNT_CURRENCY>USD</AMOUNT_CURRENCY>
<AMOUNT_CURRENCY_CODE></AMOUNT_CURRENCY_CODE>
<CURRENCY_DATE></CURRENCY_DATE>
<INTERMED_BNK_NAME>CITI Bank</INTERMED_BNK_NAME>
<INTERMED_BNK_BIC_TYPE></INTERMED_BNK_BIC_TYPE>
<INTERMED_BNK_BIC></INTERMED_BNK_BIC>
<INTERMED_BNK_COUNTRY></INTERMED_BNK_COUNTRY>
<INTERMED_BNK_COUNTRY_CODE>840</INTERMED_BNK_COUNTRY_CODE>
<INTERMED_BNK_CITY>KIEV</INTERMED_BNK_CITY>
<INTERMED_BNK_ADDRESS>Degtiarivska 50</INTERMED_BNK_ADDRESS>
<INTERMED_BNK_KLIR_KOD_TYPE></INTERMED_BNK_KLIR_KOD_TYPE>
<INTERMED_BNK_KLIR_KOD>10901694</INTERMED_BNK_KLIR_KOD>
<RCPT_BNK_NAME>Santander Bank Polska S.A.</RCPT_BNK_NAME>
<RCPT_BNK_BIC_TYPE></RCPT_BNK_BIC_TYPE>
<RCPT_BNK_BIC>BPKOPLPW</RCPT_BNK_BIC>
<RCPT_BNK_ACCOUNT></RCPT_BNK_ACCOUNT>
<RCPT_BNK_COUNTRY>POLAND</RCPT_BNK_COUNTRY>
<RCPT_BNK_COUNTRY_CODE>804</RCPT_BNK_COUNTRY_CODE>
<RCPT_BNK_CITY>WARSAW</RCPT_BNK_CITY>
<RCPT_BNK_ADDRESS>ul. Krakowskie Przedmiescie 37</RCPT_BNK_ADDRESS>
<RCPT_BNK_KLIR_KOD_TYPE></RCPT_BNK_KLIR_KOD_TYPE>
<RCPT_BNK_KLIR_KOD></RCPT_BNK_KLIR_KOD>
<RCPT_NAME>KARAPUZ LTD</RCPT_NAME>
<RCPT_EDRPOU>1234512345</RCPT_EDRPOU>
<RCPT_ACCOUNT>PL06109016940000000117716635</RCPT_ACCOUNT>
<RCPT_BNK_IBAN></RCPT_BNK_IBAN>
<RCPT_COUNTRY>POLAND</RCPT_COUNTRY>
<RCPT_COUNTRY_CODE>616</RCPT_COUNTRY_CODE>
<RCPT_CITY>17-300 Siemiatycze</RCPT_CITY>
<RCPT_ADDRESS>Ukrainska str., 777</RCPT_ADDRESS>
<RCPT_BLDGNB>777</RCPT_BLDGNB>
<RCPT_STRTNM>Ukrainska str.</RCPT_STRTNM>
<RCPT_PSTCD>65478</RCPT_PSTCD>
<RCPT_RESIDENT></RCPT_RESIDENT>
<RCPT_INN></RCPT_INN>
<RCPT_KPP></RCPT_KPP>
<PAYMENT_DETAILS>PAYMENT FOR FROZ VEG, CONTR. 123456748/11-22-PL FROM 01.01.2019. INVOICE
E7654321, FROM 01.01.19. MD 123456, FROM 01.01.2019.</PAYMENT_DETAILS>
<EXPENSE_TYPE>SHA</EXPENSE_TYPE>
<EXPENSE_ACCOUNT>UA523808050000000026005440801</EXPENSE_ACCOUNT>
<COST>Purchased currency</COST>
<PAYMENT_ADDED_INFO>PAYMENT_ADDED_INFO</PAYMENT_ADDED_INFO>
<OPCODE>1243</OPCODE>
<COMMENT>COM123</COMMENT>
</CURRENCY_PAYMENT>

```

</Datapacket>

The requirements for the structure of the file in xml format are as follows:

Nº	Field name	Type	Obligatory	Length	Field content
1	DATE_DOC	Date	No	10	Payment instruction date in the format DD.MM.YYYY If the parameter is absent or empty, the current date will be specified.
2	NUM_DOC	Text	No	Up to 10	Payment instruction number If the parameter is missing or empty, it will be filled in according to the automatic numbering.
3	CLN_BNK_MFO	Numeric	No	Up to 6	MFO of the payer's bank. If the account is in IBAN format, the field is not required.
4	CLN_BNK_NAME	Text	No	Up to 40	The data is filled in according to the specified MFO.
5	CLN_BNK_BIC_T TYPE	Numeric	No	Up to 8	Automatically filled with the SWIFT value.
6	CLN_BNK_BIC	Numeric	No	Up to 11	Identification code of the payer's bank.
7	CLN_BNK_COUN TRY	Text	No	Up to 70	Country of the payer's bank. Filled in automatically according to the specified MFI.
8	CLN_BNK_CITY	Text	No	Up to 70	City of the payer's bank. Automatically filled in by the specified MFO.
9	CLN_BNK_ADDR ESS	Text	No	Up to 35	Address of the payer's bank.
10	CLN_NAME	Text	No	Up to 40	Name of the payer. The data is filled in automatically from the customer data.
11	CLN_EDRPOU	Numeric	No	10	The payer's EDRPOU code. The data is filled in automatically from the customer data.
12	CLN_COUNTRY	Text	No	Up to 70	Country of the payer. The data is filled in automatically from the customer data.
13	CLN_CITY	Text	No	Up to 70	City of the payer. The data is filled in automatically from the customer data.
14	CLN_ADDRESS	Text	No	Up to 140	Address of the payer. The data is filled in automatically from the customer data.
15	CLN_RESIDENT	Numeric	No	1	Indication of the payer's residence. The data is filled in automatically from the customer data.
16	CLN_EMPLOYEE _FIO	Text	No	Up to 200	Full name of the responsible employee of the payer.
17	CLN_EMPLOYEE _PHONE	Numeric	No	Up to 13	Contact phone number of the responsible employee.
18	CLN_ACCOUNT	Numeric	Yes	29	Payer's foreign currency account. If the account consists of 29 characters in IBAN format, the field "MFO of the payer's bank" is optional.
19	AMOUNT	Numeric	Yes	Up to 12	Document amount The parameter contains 10 characters before the separator and 2 characters after. The separator between the integer and fractional parts is "."
20	AMOUNT_CURR ENCY	Text	Yes	Up to 3	Alphabetic code of the account currency.
21	AMOUNT_CURR ENCY_CODE	Numeric	No	Up to 3	Digital code of the payment currency.
22	CURRENCY_DAT E	Numeric	No	Up to 10	Value date in the format DD.MM.YYYY

№	Field name	Type	Obligatory	Length	Field content
23	INTERMED_BNK_NAME	Text	No	Up to 105	Name of the intermediary bank. Required field if the "Intermediary bank SWIFT" field is filled in. Automatically filled with information about the bank from the SWIFT directory if the "SWIFT of the intermediary bank" field is filled in the import file.
24	INTERMED_BNK_BIC_TYPE	Text	No	Up to 8	Type of identification code of the intermediary bank. Filled in automatically with the SWIFT value.
25	INTERMED_BNK_BIC	Text	No	Up to 11	Identification code of the intermediary bank. It is checked in the SWIFT directory, the field is required if the "Beneficiary bank account" is filled in and the "Intermediary bank clearing code type" is not filled in.
26	INTERMED_BNK_COUNTRY	Text	No	Up to 70	Country of the intermediary's bank. Filled in automatically from the bank information in the SWIFT directory if the field is filled in the import file. Filled in automatically from the bank information in the SWIFT directory, or from the country information in the country directory if the INTERMED_BNK_COUNTRY_CODE field is filled in.
27	INTERMED_BNK_COUNTRY_CODE	Numeric	No	Up to 3	Transit digital country code of the intermediary bank. Filled automatically from the bank information in the SWIFT directory if the INTERMED_BNK_BIC field is filled in the import file. The field is optional, it is checked for availability in the country directory if INTERMED_BNK_BIC is not present in the import file.
28	INTERMED_BNK_CITY	Text	No	Up to 35	City of the intermediary bank. Filled in automatically from the bank information in the SWIFT directory if the INTERMED_BNK_BIC field is filled in the import file.
29	INTERMED_BNK_ADDRESS	Text	No	Up to 35	Address of the intermediary bank. It is filled in automatically from the bank information in the SWIFT directory if the "SWIFT of the intermediary bank" field is filled in the import file.
30	INTERMED_BNK_KLIR_KOD_TYPE	Numeric	No	Up to 2	Type of the clearing code of the intermediary bank. The field is required if the RCPT_BNK_ACCOUNT field is filled in the import file and the INTERMED_BNK_BIC field is not filled in. Available values are described in the table "Clearing codes".
31	INTERMED_BNK_KLIR_KOD	Text	No	Up to 14 (see Clearing codes table)	Clearing code of the intermediary bank. The field is required if the INTERMED_BNK_KLIR_KOD_TYPE field is filled in the import file.
32	RCPT_BNK_NAME	Text	No	Up to 105	Name of the beneficiary bank. Filled in automatically from the bank information in the SWIFT directory if the RCPT_BNK_BIC field is filled in the import file. The field is required if the RCPT_BNK_BIC field is not filled in the import file.

№	Field name	Type	Obligatory	Length	Field content
33	RCPT_BNK_BIC_TYPE	Text	No	Up to 8	Type of the beneficiary bank identification code. Filled in automatically with the SWIFT value.
34	RCPT_BNK_BIC	Numeric	No	Up to 11	Identification code of the beneficiary bank.
35	RCPT_BNK_ACCOUNT	Numeric	No	Up to 34	Account number of the beneficiary bank. Required if the RCPT_BNK_KLIR_KOD and RCPT_BNK_BIC fields are not filled in the import file.
36	RCPT_BNK_COUNTRY	Text	No	Up to 70	Country of the beneficiary bank. Filled with bank information from the SWIFT directory if the RCPT_BNK_BIC field is filled in the import file or with country information from the country directory if the RCPT_BNK_COUNTRY_CODE field is filled in the import file.
37	RCPT_BNK_COUNTRY_CODE	Numeric	No	Up to 3	Transit digital country code of the beneficiary. It is filled with information about the bank from the SWIFT directory if the RCPT_BNK_BIC field is filled in the import file.
38	RCPT_BNK_CITY	Text	No	Up to 35	City of the beneficiary bank. Filled with information about the bank from the SWIFT directory if the RCPT_BNK_BIC field is filled in the import file. Required if the RCPT_BNK_BIC field is not filled in the import file.
39	RCPT_BNK_ADDRESS	Text	No	Up to 35	Address of the beneficiary bank. Filled with information about the bank from the SWIFT directory if the "SWIFT of the beneficiary bank" field is filled in the import file. Optional if the "SWIFT of the beneficiary bank" field is not filled in the import file.
40	RCPT_BNK_KLIR_KOD_TYPE	Text	No	Up to 2	Type of clearing code of the beneficiary bank. The field is not required. Possible values: "AT", "AU", "BL", "CC", "CH", "CN", "CP", "ES", "FW", "GR", "HK", "IE", "IN", "IT", "PL", "PT", "SC", "SW".
41	RCPT_BNK_KLIR_KOD	Text	No	Up to 14 (see Clearing codes table)	Clearing code of the beneficiary bank. The field is required only if the RCPT_BNK_KLIR_KOD_TYPE field is filled in the import file. The field length depends on the value of the RCPT_BNK_KLIR_KOD_TYPE field.
42	RCPT_NAME	Text	Yes	Up to 105	Name of the beneficiary.
43	RCPT_ACCOUNT	Numeric	No	Up to 34	Beneficiary account number.
44	RCPT_BNK_IBAN	Numeric	Yes	Up to 34	IBAN of the beneficiary.
45	RCPT_COUNTRY	Text	No	Up to 70	Country of the beneficiary. The field is filled in automatically from the country directory.
46	RCPT_COUNTRY_CODE	Numeric	Yes	Up to 3	Transit digital code of the beneficiary country.
47	RCPT_CITY	Text	Yes	Up to 33	City of the beneficiary.
48	RCPT_ADDRESS	Text	No	Up to 33	* Beneficiary address, this field is ignored if one of the fields is filled: RCPT_BLDGNB, RCPT_STRTNM, RCPT_PSTCD
49	RCPT_BLDGNB	Text	No	Up to 16	Beneficiary's building number.
50	RCPT_STRTNM	Text	No	Up to 70	Beneficiary street name.
51	RCPT_PSTCD	Text	No	Up to 16	Beneficiary index.

№	Field name	Type	Obligatory	Length	Field content
49	RCPT_RESIDENT	Numeric	No	1	Residence of the beneficiary. Required only if 804 is specified in the RCPT_COUNTRY_CODE field. The value 0 - not a resident, the value 1 - a resident.
50	RCPT_INN	Numeric	No	Up to 12	TIN of the beneficiary. Not filled.
51	RCPT_KPP	Numeric	No	Up to 9	Beneficiary KPP. Not filled.
52	PAYMENT_DETAILS	Numeric	No	Up to 135	Purpose of the payment. For documents in RUB currency, the transaction currency code '(VONNNNN)' or '(VONNNNN)PS' is required at the beginning of the purpose, where NNNNN is the transaction currency code. The field length is 135 characters.
53	EXPENSE_TYPE	Text	Tak	Up to 80	Options for paying commission. The values can be "at the expense of the payer (OUR)", "at the expense of the beneficiary (BEN)", "at the expense of the payer and the beneficiary (SHA)" or three characters: OUR, BEN, SHA.
54	EXPENSE_ACCOUNT	Numeric	Yes	Up to 29	Account for debiting the commission. Required for EXPENSE_TYPE OUR, SHA. Not required for BEN.
55	COST	Text	Yes	Up to 80	What funds were used to make the payment. Possible values: "Purchased currency" and "Own/partially owned funds".
56	PAYMENT_ADDITIONAL_INFO	Text	Yes	Up to 192	Additional information. The field length is 192 characters.
57	OPCODE	Numeric	No	Up to 4	Transaction code
58	COMMENT	Text	No	Up to 500	Additional comment to the document


5. Import of currency documents on purchase, sale, exchange of foreign currency

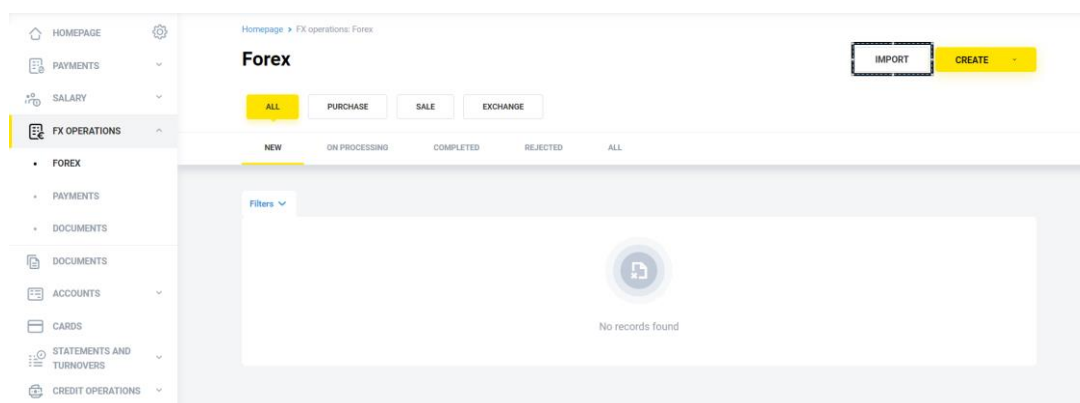
In Raiffeisen Business Online System, the user can import documents such as purchase, sale and currency exchange applications. You can import files in the following formats:

- TXT
- XML
- CSV

Requirements to the file structure depending on the format are described in subparagraphs 5.2-5.4.

5.1. Import of currency documents

To import currency documents, go to the menu section "Currency transactions" -> "Stock exchange transactions" and press .




In the form that opens, you can import documents:

- By importing a single file or several files from a directory;
- By importing a directory that can contain several files.


To cancel the import of documents, press **CLOSE**.

To import, select the tab:

- "Upload file or list of files", or
- "Upload directory", press the button  and select the required file/several files from the directory or directory with files, press **CONTINUE**. The System will perform the process of reading and checking for compliance with the format and structure of each file, as well as validating each individual document in the file.

After processing the files, the System will generate a report with the import results, which will indicate the number of successfully imported files and the number of files containing an error.

To view the details of the report on the import results of each individual document in the file, expand the list

on the form or download the report to your device by pressing  **ЗАБАГТАЖИТИ**.

The following file import statuses are possible:

- **Import completed successfully** – the file structure meets the requirements (see 1.2. -1.6.), all documents in the file were validated without errors;
- **Import is partially completed** – the file structure meets the requirements (see 1.2. -1.6.), with at least one document in the file being validated without errors and at least one with an error;
- **Import failed** – the file structure meets the requirements (see 5.2. - 5.4.), all documents in the file have been validated with an error;
- **File skipped** – the file structure does not meet the requirements (see 5.2. - 5.4.).

To finish, press  or **DONE**.

As a result, currency documents in the "New" status will be created in the System for all documents of the imported file or files, or for all files of the imported directory with the import status "Successful".

5.2. File requirements for importing in TXT

TXT format – text files with any extension in CP-1251 (Windows) encoding. A file of this format can have any name and extension.

- One file may contain several applications. Each subsequent document must follow the specified structure and be separated from the previous document by a blank line;
- Regardless of the number of documents in the file, the Content-Type=doc/ua_payment line must be present before the first record, followed by an empty line;
- Each line must consist of fields separated by a new line;
- Optional fields may be left blank.

Requirements for the structure of the import file for the currency purchase application:

Field name	Type	Obligatory	Field content
DATE_DOC	Date	No	Application date in the format DD.MM.YYYY. If the parameter is absent or empty, the current date will be indicated.

NUM_DOC	String (10)	No	Document number. If the parameter is missing or empty, it will be filled in according to the automatic numbering.
CLN_OKPO	String (10)	No	Client EDRPOU code
CLN_NAME	String (40)	No	Client name. The field is filled in automatically from the information on the customer in the system
CLN_ADDR	String (80)	No	Client address. Filled in automatically from the information on the customer in the system
CLN_PHONES	String (20)	No	Client contact phone number. The field is filled in automatically from the customer information in the system
CLN_EMPLOYEE_FIO	String (40)	No	Full name of the responsible bank employee
CLN_EMPLOYEE_PHONE	String (20)	No	Contact phone number of the responsible bank employee
PURCHASE_REASON	String (255)	Yes	Reason for purchasing foreign currency
BNK_NAME	String (45)	No	Name of the authorized bank. Ignored - the field uses data from the MFO directory, according to the specified MFO (BNK MFK)
BNK_MFO	String (6)	No	MFO of the authorized bank. Required if an analytical account is specified in the SALE_ACCOUNT_FROM parameter. If specified in IBAN format, the MFO is taken from the account
BNK_ADDR	String (80)	No	Address of the authorized bank. Ignored – this field uses data from the MFO directory
SALE_SUM	Decimal (12,2)	No	Amount of UAH to purchase foreign currency. The separator between the whole and fractional parts is a dot. Ignored when importing
PURCHASE_SUM	Decimal (12,2)	Yes	The amount of foreign currency to be purchased
PURCHASE_CURRENCY	String (3)	Yes	Code of the foreign currency to be purchased (USD, EUR, ...)
PURCHASE_RATE_KIND	String (30)	Yes	The option to select the foreign currency sale rate; can take on the values "At the Bank's rate", "at the exchange rate".
PURCHASE_RATE	Decimal (8,4)	No	The purchase rate of foreign currency. The separator between the whole and fractional parts is a dot. Obligatory only if the rate type (PURCHASE_RATE_KIND field) is "at the exchange rate"
PURCHASE_ACCOUNT	String (29)	No	Customer account for crediting the purchased foreign currency. It can be specified in the format of an analytical account (a number from 5 to 14 characters, which is checked by keying with the MFO code of the authorized bank) or IBAN (29 characters, which are checked for the presence of "UA" at the beginning, as well as the correctness of the checksum
PURCHASE_BNK_NAME	String (45)	No	Name of the bank where the customer account is opened for crediting the foreign currency to be purchased
PURCHASE_BNK_MFO	String (6)	No	MFO of the bank where the customer account is opened for crediting the foreign currency to be purchased. Required if an analytical account is specified in the PURCHASE_ACCOUNT parameter. If an account in IBAN format is specified, the MFO is taken from the account
RETURN_ACCOUNT	String (29)	Yes	Customer account for refunds in case of impossibility to purchase foreign currency
RETURN_BNK_NAME	String (45)	No	Name of the bank where the refund account is opened
RETURN_BNK_MFO	String (6)	No	MFO of the bank where the refund account is opened. Required if an analytical account is specified in the RETURN_ACCOUNT parameter. If the account is in IBAN format, the MFO is taken from the account
SALE_ACCOUNT_FROM	String (29)	Yes	Customer current account
COMMENT	String (500)	No	Additional comments to the document

Requirements for the structure of the import file for an application for the sale of currency:

Field name	Type	Obligato ry	Field content
DATE_DOC	Date	No	Document date
NUM_DOC	String (10)	No	Document number
CLN_NAME	String (40)	No	Name of the customer
CLN_ADDR	String (80)	No	Address of the customer
CLN_PHONES	String (20)	No	Contact phone number of the customer
CLN_EMPLOYEE_FIO	String (40)	No	Full name of the responsible employee of the customer
CLN_EMPLOYEE_PHO NE	String (20)	No	Contact phone number of the responsible employee
BNK_NAME	String (45)	No	Name of the authorized bank
BNK_MFO	String (6)	No	MFO of the authorized bank, optional if SALE_ACCOUNT is in IBAN format
SALE_SUM	Decimal (12,2)	Yes	Amount of foreign currency to be sold
SALE_CURRENCY	String (3)	Yes	Code of the foreign currency to be sold
SALE_ACCOUNT	String (29)	Yes	Account for writing off the currency
SALE_RATE_KIND	String (30)	Yes	The option of selecting the foreign currency sale rate can take the values "at the rate of the authorized bank", "at the exchange rate".
SALE_RATE	Decimal (8,4)	No	Selling rate of foreign currency
PURCHASE_SUM	Decimal (12,2)	No	Amount of UAH to be credited
PURCHASE_ACCOUN T	String (29)	Yes	Customer account to be credited
PURCHASE_BNK_NA ME	String (45)	No	Name of the bank where the customer account was opened for crediting hryvnias
PURCHASE_BNK_MFO	String (6)	No	MFO of the bank where the customer account was opened for crediting hryvnias. Optional if PURCHASE_ACCOUNT is in IBAN format
COMMISSION_FROM	String (50)	Yes	The option to select "Withhold from funds received from the sale of foreign currency" or "Write off from the account for crediting hryvnia funds"
RETURN_ACCOUNT	String (29)	Yes	Account of the customer to return foreign currency
VALUE_DATE	Date	No	Value date
SALE_CODE_REASON	String (3)	Yes	Code of the reason for currency sale
SALE_REASON	String (140)	No	The reason for selling the currency. Ignored. Filled in according to the Currency sale reason code
VALUE_DATE	String (11)	No	Value date, can take the values "Today", "Tomorrow", "The day after tomorrow"
CLN_OKPO	String (10)	Yes	Customer EDRPOU code
COMMENT	500	No	Additional comment to the document

Requirements for the structure of the import file for the currency exchange application:

Field name	Type	Obligato ry	Field content
DATE_DOC	Date	No	Document date
NUM_DOC	String (10)	No	Document number
CLN_NAME	String (40)	No	Customer name
CLN_OKPO	String (10)	No	Customer EDRPOU code
CLN_ADDR	String (80)	No	Customer address
CLN_PHONES	String (20)	No	Contact phone number of the customer. Ignored during import
CLN_EMPLOYEE_FIO	String (40)	No	Full name of the responsible employee
CLN_EMPLOYEE_PHO NE	String (20)	No	Contact phone number of the responsible employee
PURCHASE_REASON	String (255)	No	Reason of currency conversion
BNK_NAME	String (45)	No	Name of the authorized bank
BNK_MFO	String (6)	No	MFO of the authorized bank. Optional if the account is in IBAN format

BNK_ADDR	String (80)	No	Address of the authorized bank
SALE_SUM	Decimal (12,2)	Yes	Amount of foreign currency sale. Optional if the PURCHASE_SUM parameter is specified
SALE_CURRENCY	String (3)	Yes	Code of the foreign currency to be sold (USD, EUR, ...)
SALE_ACCOUNT	String (29)	Yes	Customer account for debiting the currency to be sold
SALE_BNK_NAME	String (45)	No	Name of the bank where the account for debiting the currency to be sold is opened
SALE_BNK_MFO	String (6)	No	MFO of the bank where the account for debiting the currency to be sold is opened. Optional if the account is in IBAN format
PURCHASE_SUM	Decimal (12,2)	Yes	The amount of the foreign currency purchase. Optional if the SALE_SUM parameter is specified.
PURCHASE_CURRENCY	String (3)	Yes	Code of the foreign currency to be purchased (USD, EUR, ...)
PURCHASE_RATE_KIND	String (30)	Yes	Option for selecting the foreign currency purchase rate, can take the values "at the rate of an authorized bank", "at the exchange rate".
PURCHASE_RATE	Decimal (8,4)	No	Foreign currency purchase rate
PURCHASE_ACCOUNT	String (29)	Yes	Customer account for crediting the purchased currency
PURCHASE_BNK_NAME	String (45)	No	Name of the bank where the account for crediting the purchased currency is opened
PURCHASE_BNK_MFO	String (6)	No	MFO of the bank where the account is opened for crediting the purchased currency. Optional if the account is in IBAN format
COMMISSION_ACCOUNT	String (29)	Yes	Account in UAH for debiting the commission
COMMISSION_BNK_NAME	String (45)	No	Name of the bank where the account for debiting the commission is opened
COMMISSION_BNK_MFO	String (6)	No	MFO of the bank where the account for debiting the commission is opened. Optional if the account is in IBAN format
COMMISSION_BNK_ADDR	String (80)	No	Address of the bank where the account for debiting the commission is opened. Ignored during import.
RETURN_ACCOUNT	String (29)	No	Customer account for the refund. Ignored. Information is taken from SALE_ACCOUNT
COMMENT	String (500)	No	Additional comment to the document

5.3. File requirements for importing in XML

Files for importing currency documents in XML format – text files with the .xml extension. The file data must meet the following requirements:

- Each record of a currency purchase order must be tagged "<PURCHASE_REQUEST> </PURCHASE_REQUEST>" tag.
- Each record of a currency sale request must be enclosed in the "<SALE_REQUEST> </SALE_REQUEST>" tags.
- Each record of an order to sell currency must be tagged "<EXCHANGE_REQUEST> </EXCHANGE_REQUEST>"
- Each record of a currency conversion request must be tagged <INTRABANK_CURRENCY_PAYMENT> </INTRABANK_CURRENCY_PAYMENT>.
- Each record of a SWIFT payment must be framed in <CURRENCY_PAYMENT></CURRENCY_PAYMENT> tags.

Notes:

- One file can contain several types of orders (purchase, sale, exchange) or several types of payments (intra-bank or SWIFT)
- One imported file should not contain records of orders and payments together
- Optional fields may not be filled in:
 - o the value and header of the field are missing,
 - o the field header is present, but there is no value;
- The file structure can be specified by both attributes and tags

An example of a currency sales application:

```
<?xml version="1.0" encoding="UTF-8"?>
```


<Datapacket>

<SALE_REQUEST>

<DATE_DOC>18.04.2019</DATE_DOC>
 <NUM_DOC>1</NUM_DOC>
 <CLN_EDRPOU>123456789</CLN_EDRPOU>
 <CLN_NAME>TOB "Тест"</CLN_NAME>
 <CLN_ADDRESS> 4а, General Almazova St., Kyiv </CLN_ADDRESS>
 <CLN_PHONE>+380441234567</CLN_PHONE>
 <EMPLOYEE_NAME> Test Test Testovich </EMPLOYEE_NAME>
 <EMPLOYEE_PHONE>+380501234567</EMPLOYEE_PHONE>
 <BANK_NAME> RAIFFEISEN BANK JSC IN KYIV </BANK_NAME>
 <BANK_CODE>380805</BANK_CODE>
 <SALE_AMOUNT>123,45</SALE_AMOUNT>
 <CURRENCY_CODE>USD</CURRENCY_CODE>
 <SALE_ACCOUNT>26005000111</SALE_ACCOUNT>
 <SALE_RATE_KIND> at the rate of the authorized bank </SALE_RATE_KIND>
 <SALE_RATE></SALE_RATE>
 <PURCHASE_AMOUNT></PURCHASE_AMOUNT>
 <PURCHASE_ACCOUNT>2600123456</PURCHASE_ACCOUNT>
 <PURCHASE_BANK_NAME> RAIFFEISEN BANK JSC IN KYIV </PURCHASE_BANK_NAME>
 <PURCHASE_BANK_CODE>380805</PURCHASE_BANK_CODE>
 <COMMISSION_FROM> To withhold from funds received from the sale of currency </COMMISSION_FROM>
 <RETURN_ACCOUNT>26005000111</RETURN_ACCOUNT>
 <SALE_CODE_REASON>211</SALE_CODE_REASON>
 <SALE_REASON> Sale of foreign currency earnings </SALE_REASON>
 <VALUE_DATE> The day after tomorrow </VALUE_DATE>

</SALE_REQUEST>

</Datapacket>

Requirements for the structure of the file in the Bank-Customer format are given below

To apply for a currency purchase application:

Field name	Length	Obligatory	Field content
DATE_DOC	10	No	Document date, if not filled in, is filled in with the date of the server
NUM_DOC	10	No	Document number, if not filled in - the next number of the counter for this type of document is indicated
CLN_EDRPOU	10	No	Customer EDRPOU/TIN code, if not filled in, the data from the customer profile is indicated
CLN_NAME	40	No	Name of the customer, if not filled in, the data from the customer profile is indicated
CLN_ADDRESS	80	No	Address of the customer. Filled in automatically from the information on the customer in the system
CLN_PHONES	20	No	Contact phone number of the customer. The field is filled in automatically from the information on the customer in the system.
EMPLOYEE_NAME	40	No	Full name of the responsible bank employee
EMPLOYEE_PHONE	20	No	Contact phone number of the responsible bank employee
PURCHASE_REASON	225	No	Grounds for purchasing foreign currency
BNK_NAME	45	No	Name of the authorized bank
BNK_MFO	6	No	MFO of the authorized bank, optional if SALE_ACCOUNT_FROM is in IBAN format
BNK_ADDR	80	Yes	Address of the authorized bank
SALE_ACCOUNT_FROM	29	Yes	Current account of the customer

SALE_SUM	12,2	No	The amount of hryvnia to purchase foreign currency. Separator of integer and fractional parts – dot
PURCHASE_SUM	14,4	Yes	Amount of foreign currency to be purchased
PURCHASE_CURRENCY	3	Yes	Code of the foreign currency to be purchased (USD, EUR, ...)
PURCHASE_RATE_KIND	30	Yes	The option to select the foreign currency sale rate can take on the values “at the rate of an authorized bank”, “at the exchange rate”.
PURCHASE_RATE	8,4	No	The purchase rate of foreign currency. Separator of integer and fractional parts – a dot Required if the PURCHASE_RATE_KIND field is “at the exchange rate”
PURCHASE_ACCOUNT	29	Yes	Customer account for crediting the purchased foreign currency. It can be specified in the format of an analytical account (a number from 5 to 14 characters, which is checked by keying with the MFO code of the authorized bank or IBAN (29 characters, which are checked for the presence of “UA” at the beginning, as well as the correctness of the checksum)
PURCHASE_BNK_NAME	45	Yes	Name of the bank where the account for crediting the purchased foreign currency is opened
PURCHASE_BNK_MFO	6	No	MFO of the bank where the account for crediting the foreign currency to be purchased is opened. Optional if PURCHASE_ACCOUNT is in IBAN format
RETURN_ACCOUNT	29	Yes	Customer account for refund in case of impossibility to purchase foreign currency
RETURN_BNK_NAME	45	Yes	Name of the bank where the refund account is opened
RETURN_BNK_MFO	6	No	MFO of the bank where the refund account was opened. Not required if RETURN_ACCOUNT is in IBAN format
COMMENT	500	No	Additional comment to the document

To apply for a currency sale application:

Name	Length	Obligatory	Description
DATE_DOC	10	No	Date of the document, if not filled in, is filled in with the date of the server
NUM_DOC	10	No	Document number, if not filled in - the next counter number for this type of document is indicated
CLN_NAME	40	No	Customer name, if not filled in, the data from the customer profile is indicated
CLN_EDRPOU	10	No	Customer EDRPOU/TIN code, if not filled in, the data from the customer profile is indicated
CLN_ADDRESS	80	No	Customer legal address. Filled in automatically from the information in the customer profile
CLN_PHONE	13	No	Customer contact phone number, if filled in, is filled in with data from the customer profile
EMPLOYEE_NAME	40	No	Full name of the customer contact person, if not filled in, is filled in with data from the customer profile
EMPLOYEE_PHONE	13	No	Phone number of the customer contact person in the format +380<operator code><phone number>, if not filled in, it is filled in with data from the customer profile
BANK_NAME	40	No	Name of the authorized Bank
BANK_CODE	6	No	MFO of the authorized Bank. Optional if the account is in IBAN format
SALE_AMOUNT	12,2	No	The amount of currency to be sold. If this field is filled in, the “Amount in UAH” field can be left blank. If it is not filled in, the “Amount in UAH” field is required to be filled in.
CURRENCY_CODE	3	Yes	International letter code of the currency to be sold
SALE_ACCOUNT	29	Yes	Account for writing off the currency, if it starts with the characters “UA” - validation rules both for an account in IBAN format and a length of 29 characters, if it starts with a number – validation for an account in analytical form and a length of up to 19 characters.

SALE_RATE_KIND	30	Yes	The option of choosing a foreign currency selling rate can take on the values "at the rate of an authorized bank", "at the exchange rate" (depending on the location, there will be other values).
SALE_RATE	8,4	No	Foreign currency selling rate
PURCHASE_AMOUNT	12,2	No	The amount of UAH to be credited. If this field is filled in, the "Sale amount" field may not be filled in, if this field is not filled in, the "Sale amount" field must be filled in.
PURCHASE_ACCOUNT	29	Yes	Customer account for crediting UAH, if it begins with the characters "UA" - validation rules both for an account in IBAN format and a length of 29 characters, if it begins with a number - validation for an account in analytical form and a length of up to 19 characters.
PURCHASE_BANK_NAME	40	Yes	Name of the Bank in which the account was opened for crediting UAH
PURCHASE_BANK_CODE	6	No	MFO of the Bank in which the account for crediting hryvnias was opened. Optional if the account is in IBAN format
COMMISSION_FROM	50	Yes	Write-off of the commission. The option to select "Deduct from funds received from the sale of currency" or "Write off from the account for crediting hryvnia funds"
RETURN_ACCOUNT	29	Yes	Account of the customer for the return of foreign currency, if it begins with the characters "UA" - validation rules both for an account in the IBAN format and a length of 29 characters, if it begins with a number - validation for an account in analytical form and a length of up to 19 characters.
SALE_CODE_REASON	3	Yes	Currency sale reason code
SALE_REASON	140	No	Currency sale reason
VALUE_DATE	10	No	Value date, can take the values "Today", "Tomorrow", "The day after tomorrow".
COMMENT	500	No	Additional comment to the document

To apply for a conversion application:

Name	Length	Obligatory	Description
DATE_DOC	10	No	Date of the document, if not filled in, is filled with the date of the server
NUM_DOC	10	No	Document number
CLN_NAME	40	No	Customer name
CLN_EDRPOU	10	No	Customer EDRPOU code
CLN_ADDRESS	80	No	Address of the customer
CLN_PHONES	20	No	Contact phone number of the customer
CLN_EMPLOYEE_FIO	40	No	Full name of the responsible employee
CLN_EMPLOYEE_PHONE	20	No	Contact phone number of the responsible employee
PURCHASE_REASON	255	Yes	Purpose of currency conversion
BNK_NAME	45	No	Name of the authorized bank
BNK_MFO	6	No	MFO of an authorized bank. Optional if the account is in IBAN format
BNK_ADDR	80	No	Address of the authorized bank
SALE_SUM	14,4	Yes	Amount of foreign currency sold
SALE_CURRENCY	3	Yes	Code of the foreign currency to be sold (USD, EUR, ...)
SALE_ACCOUNT	29	Yes	Customer account for debiting the currency to be sold
SALE_BNK_NAME	45	No	Name of the bank where the account for debiting the currency sold is opened
SALE_BNK_MFO	6	No	MFO of the bank where the account for debiting the currency to be sold is opened. Optional if the account is in IBAN format.
PURCHASE_SUM	14,4	Yes	The amount of the foreign currency purchase
PURCHASE_CURRENCY	3	Yes	Code of the foreign currency to be sold (USD, EUR, ...)

PURCHASE_RATE_KIND	30	Yes	The option of selecting the foreign currency purchase rate can take on the values "at the rate of an authorized bank", "at the exchange rate".
PURCHASE_RATE	8,4	No	Foreign currency purchase rate
PURCHASE_ACCOUNT	29	Yes	Customer account for crediting the purchased currency
PURCHASE_BNK_NAME	45	Yes	Name of the bank where the account for crediting the purchased currency is opened
PURCHASE_BNK_MFO	6	No	MFO of the bank where the account is opened for crediting the purchased currency. Optional if the account is in IBAN format
COMMISSION_ACCOUNT	29	Yes	Account in UAH for debiting the commission
COMMISSION_BNK_NAME	45	Yes	Name of the bank where the account for debiting the commission is opened
COMMISSION_BNK_MFO	6	No	MFO of the bank where the account is opened for debiting the commission. Optional if the account is in IBAN format
COMMISSION_BNK_ADDRESS	80	Yes	Address of the bank where the account for debiting the commission is opened
RETURN_ACCOUNT	14	Yes	Customer account for the refund
COMMENT	500	No	Additional comment to the document

5.4. File requirements for importing in CSV

Files for importing currency applications in CSV format are text files with the .csv extension in CP-1251 encoding. These files must meet the following requirements:

- One file can contain one or several currency documents separated by a blank line;
- Each line must consist of fields separated by the character ",";
- Optional fields can be left blank; in this case, empty parameter values will be listed with separators:
- It is possible to import files:
 - o With parameter values with headers
 - o With parameter values without headers, written through a separator.

If some fields have a header and some do not, the file will be ignored by the system and an error will occur.

For a currency purchase application:

Name	Length	obligatory	Description
DATE_DOC	10	No	Document date, if not filled in, is filled in with the server date
NUM_DOC	10	No	Document number, if not filled in - the next number of the counter for this type of document is indicated
CLN_EDRPOU	10	No	Customer EDRPOU/TIN code, if not filled in, the data from the customer profile is indicated
CLN_NAME	40	No	Customer name, if not filled in, the data from the customer profile is indicated
CLN_ADDRESS	80	No	Customer address. It is filled in automatically from the information on the customer in the system
CLN_PHONES	20	No	Customer contact phone number. The field is filled in automatically from the customer information in the system.
EMPLOYEE_NAME	40	No	Full name of the responsible bank employee
EMPLOYEE_PHONE	20	No	Contact phone number of the responsible bank employee
PURCHASE_REASON	225	Yes	Reason for purchasing foreign currency
BNK_NAME	45	No	Name of the authorized bank
BNK_MFO	6	No	MFO of the authorized bank, optional if SALE_ACCOUNT_FROM is in IBAN format
BNK_ADDRESS	80	Yes	Address of the authorized bank
SALE_ACCOUNT_FROM	29	Yes	Current account of the customer
SALE_SUM	12,2	No	The amount of hryvnia to buy foreign currency. Separator of integer and fractional parts - dot
PURCHASE_SUM	14,4	Yes	Amount of foreign currency to be purchased

PURCHASE_CURRENCY	3	Yes	Code of the foreign currency to be purchased (USD, EUR, ...)
PURCHASE_RATE_KIND	30	Yes	The option to select the foreign currency sale rate can take on the values "at the rate of an authorized bank", "at the exchange rate".
PURCHASE_RATE	8,4	No	The purchase rate of the foreign currency. Separator of integer and fractional parts – dot Required if the PURCHASE_RATE_KIND field is "at the exchange rate"
PURCHASE_ACCOUNT	29	Yes	Customer account for crediting the purchased foreign currency. It can be specified in the format of an analytical account (a number from 5 to 14 characters, which is checked by keying with the MFO code of the authorized bank or IBAN (29 characters, which are checked for the presence of "UA" at the beginning, as well as the correctness of the checksum)
PURCHASE_BNK_NAME	45	Yes	Name of the bank where the account for crediting the foreign currency to be purchased is opened
PURCHASE_BNK_MFO	6	No	MFO of the bank where the account for crediting the foreign currency to be purchased is opened. Optional if PURCHASE_ACCOUNT is in IBAN format
RETURN_ACCOUNT	29	Yes	Customer account for refund in case of impossibility to purchase foreign currency
RETURN_BNK_NAME	45	Yes	Name of the bank where the refund account is opened
RETURN_BNK_MFO	6	No	MFO of the bank where the refund account was opened. Not required if RETURN_ACCOUNT is in IBAN format
COMMENT	500	No	Additional comment to the document

To apply for a currency sale application:

Name	Length	Obligation	Description
TYPE	1	Yes	Document type, for currency sales the value is always "6"
DATE	10	No	Document date, if not filled in, is filled with the server date
NUM	10	No	Document number, if not filled in - the next counter number for this type of document is indicated
CLN_NAME	40	No	Customer name, if not filled in, the data from the customer profile is indicated
CLN_EDRPOU	10	No	Customer EDRPOU/TIN code, if not filled in, the data from the customer profile is indicated
CLN_ADDRESS	80	No	Legal address of the customer. Filled in automatically from the information in the customer profile
CLN_PHONE	13	No	Contact phone number of the customer. The field is filled in automatically from the information on the customer in the system.
CLN_EMPLOYEE	40	No	Full name of the customer contact person, if not filled in, is filled in with data from the customer profile
CLN_EMPLOYEE_PHONE	13	No	Phone number of the customer contact person in the format +380<operator code><phone number>, if not filled in, it is filled in with data from the customer profile
SALE_AMOUNT	12,2	No	The amount of currency to be sold. If the field is not filled in, the "Amount in UAH" field can be left blank. If not filled in, the "Amount in UAH" field is required.
CURRENCY_CODE	3	Yes	International alphabetic code of the currency to be sold
SALE_ACCOUNT	29	Yes	Account for debiting the currency, if it begins with "UA" characters - validation rules both for an account in IBAN format and a length of 29 characters, if it begins with a number - validation for an account in analytical form and a length of up to 19 characters.
SALE_RATE_KIND	30	Yes	The option of choosing the foreign currency sale rate can take on the values "at the rate of an authorized bank", "at the exchange rate" (depending on the location, there will be other values).
SALE_RATE	8,4	No	Foreign currency selling rate, when selecting the "at the exchange rate" type

PURCHASE_AMOUNT	12,2	No	The amount of UAH to be credited. If this field is checked, the "Sale amount"" field may not be filled in, if this field is not filled in, the "Sale amount" field must be filled in.
PURCHASE_ACCOUNT	29	Yes	Customer account for crediting UAH, if it begins with the "UA" characters – validation rules both for an IBAN account and a length of 29 characters, if it begins with a number – validation for an account in analytical form and a length of up to 19 characters.
COMMISSION_FROM	50	No	The option to select "Withhold from funds received from the sale of currency" or "Write off from the account of crediting hryvnia funds"
RETURN_ACCOUNT	29	Yes	Customer account for the return of foreign currency, if it begins with the "UA" characters – validation rules both for an account in IBAN format and a length of 29 characters, if it begins with a number – validation for an account in analytical form and a length of up to 19 characters.
SALE_CODE_REASON	3	Yes	Code of the reason for currency sale
SALE_REASON	140	No	Reason for the currency sale
VALUE_DATE	11	No	Value date, can take the values "Today", "Tomorrow", "The day after tomorrow".
COMMENT	500	No	Additional comment for the document

To apply for a conversion application:

Name	Length	obligatory	Description
TYPE	1	Yes	
DATE	10	No	Document date, if not filled in, is filled in with the server date
NUM	10	No	Document number, if not filled in - the next counter number for this type of document is indicated
CLN_NAME	40	No	Customer name, if not filled in, is filled in with data from the customer profile
CLN_EDRPOU	10	No	Customer EDRPOU code
CLN_ADDRESS	80	No	Customer address
CLN_PHONES	13	No	Contact phone number of the customer
CLN_EMPLOYEE	40	No	Full name of the responsible employee
CLN_EMPLOYEE_PHONE	13	No	Contact phone number of the responsible employee
PURCHASE_REASON	255	Yes	Purpose of currency conversion
SALE_SUM	14,4	Yes	Amount of foreign currency to be sold
SALE_CURRENCY	3	Yes	Code of the foreign currency to be sold (USD, EUR, ...)
SALE_ACCOUNT	29	Yes	Customer account to write off the currency to be sold
PURCHASE_SUM	14,4	Yes	Amount of foreign currency to be purchased
PURCHASE_CURRENCY	3	Yes	Code of the foreign currency to be purchased (USD, EUR, ...)
PURCHASE_RATE_KIND	30	Yes	The option of choosing a foreign currency purchase rate can take on the values "at the rate of an authorized bank", "at the exchange rate".
PURCHASE_RATE	8,4	No	Foreign currency purchase rate
PURCHASE_ACCOUNT	29	Yes	Account of the customer to credit the purchased currency
COMMISSION_ACCOUNT	29	Yes	Account in UAH for writing off the commission
RETURN_ACCOUNT	29	Yes	Account of the customer for the refund
COMMENT	500	No	Additional comment to the document

We wish you successful work.

It is more convenient with Raif!

0 800 505 770 (in Ukraine)

+38 (044) 495 41 40 (in Kyiv and from abroad)

clientbank.support@raiffeisen.ua